


THE EXPRESS PICTURE DICTIONARY

for young learners



Elizabeth Gray



Express Publishing

THE EXPRESS PICTURE DICTIONARY

for young learners



Elizabeth Gray



Express Publishing

Published by Express Publishing

Liberty House, New Greenham Park, Newbury,
Berkshire RG19 6HW
Tel.: (0044) 1635 817 363
Fax: (0044) 1635 817 463
e-mail: inquiries@expresspublishing.co.uk
<http://www.expresspublishing.co.uk>

© Elizabeth Gray, 2001

Design and Illustration © Express Publishing, 2001

Colour Illustrations: Terry Wilson, Chris, Pan

Music Compositions and Arrangement by Ted and Taz

All rights reserved. No part of this publication may be reproduced, stored in a retrieval system, or transmitted in any form, or by any means, electronic, photocopying or otherwise, without the prior written permission of the publishers.

First published 2001

ISBN 1-84216-609-3

Author's Acknowledgements

We would like to thank all the staff at Express Publishing who have contributed their skills to providing this book. Thanks are due in particular to: Anne Ellis (Editor in Chief), Catherine Smith and Debbie Wilson (senior editors), Richard White (senior production controller), the Express design team and Dand Smith, Kimberly Baker and Eric Taylor for their support and patience. We would also like to thank those institutions and teachers who piloted the manuscript, and whose comments and feedback were invaluable in the production of the book.

Phonetic transcription in the Word List is based on the COLLINS COBUILD ENGLISH DICTIONARY.

While every effort has been made to trace all the copyright holders, if any have been inadvertently overlooked the publishers will be pleased to make the necessary arrangements at the first opportunity.

Contents

THE BASICS:	The Alphabet.....	6
	Numbers.....	8
	Colours.....	10
PEOPLE:	Describing People.....	12
	The Body.....	14
	Clothes I.....	16
	Clothes II.....	18
	Ben and Vicky's Family.....	20
HOME:	On the Outside.....	22
	In the Inside I.....	24
	In the Inside II.....	26
	In the Garden.....	28
FOOD:	At the Supermarket.....	30
	In the Kitchen.....	32
	A Party.....	34
TIME:	What's the time?.....	36
	Days and Dates.....	38
	The Year.....	40
SCHOOL:	My School.....	42
	Ben's Classroom.....	44
	In the Computer Room.....	46
	In the Music Room.....	48
	Jobs.....	50
ACTIVITIES:	Indoor Hobbies.....	52
	At the Park.....	54
	At the Sports Centre.....	56
	At the Stadium.....	58
	Outdoor Activities.....	60

ANIMALS:

Pets 62
On the Farm..... 64
At the Zoo..... 66
Marine World..... 68

OUR WORLD

The Weather..... 70
The Earth..... 72
The Landscape..... 74
The Solar System..... 76

OUR TOWN:

Transport..... 78
On the Road..... 80
Main Street..... 82
In a Shopping Centre..... 84
At the Clinic..... 86

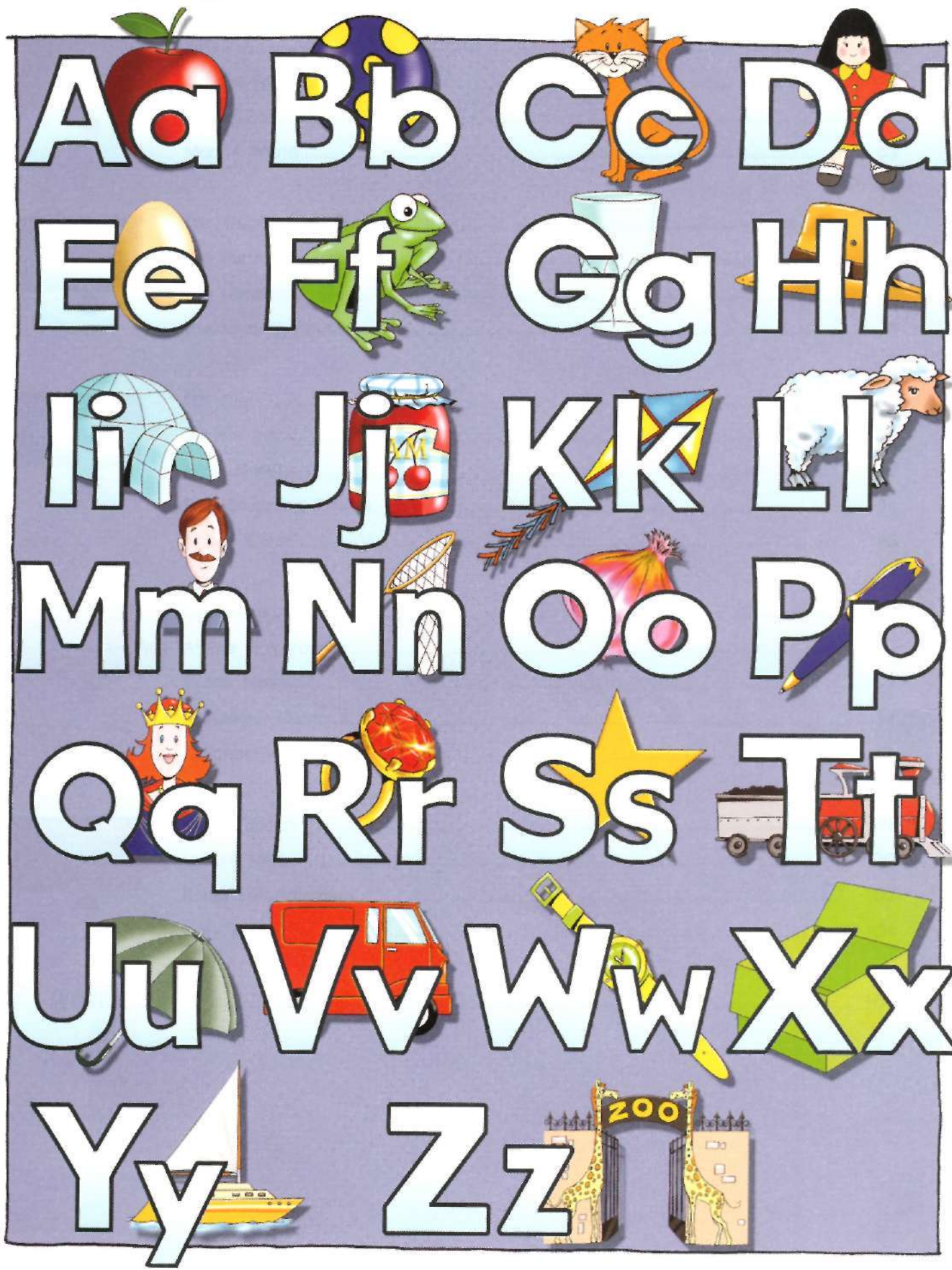
WORDS

Opposites..... 88
At the Playground..... 90
In the Maze..... 92
A Summer Camp..... 94
A School Fair..... 96

FUN:

At the Beach..... 98
Leisure Time..... 100
Home Entertainment..... 102
Fairy Tales..... 104

WORD LIST: 107








The Alphabet Song

A for apple and		J for jam and		S for star and	
B for ball		K for kite and		T for train	
C for cat and		L for lamb		U for umbrella and	
D for doll		M for man and		V for van	
E for egg and		N for net		W for watch and	
F for frog		O for onion and		X in box	
G for glass and		P for pen		Y for yacht and	
H for hat		Q for queen and		Z for zoo	
I for igloo		R for ring			

Now I know it, so do you!

Activities

A, b, C, d	letters
A, B, C	capital letters
a, b, c	small letters
a, e, i, o, u	vowels
b, c, d, f, g, etc.	consonants
apple, ball	words

-  Listen and repeat.
-  Now, read the words.
-  Look at the words in The Alphabet Song. Which ones begin with a vowel/consonant?
-  Game. Work in two teams. Spell the words your teacher reads. You get 1 point for each correct word you spell. The first team to get 5 points wins.
e.g. T: man
Team A S1: M - A - N
T: Well done! 1 point for Team A.
-  Sing the song!

THE BASICS


Numbers

CARDINALS

1	one	11	eleven	21	twenty-one
2	two	12	twelve	30	thirty
3	three	13	thirteen	40	forty
4	four	14	fourteen	50	fifty
5	five	15	fifteen	60	sixty
6	six	16	sixteen	70	seventy
7	seven	17	seventeen	80	eighty
8	eight	18	eighteen	90	ninety
9	nine	19	nineteen	100	a hundred
10	ten	20	twenty		

ORDINALS






🎵 10 Little Kangaroos 🎵




1 Little, 2 little, 3 little kangaroos,
 4 little, 5 little, 6 little kangaroos,
 7 little, 8 little, 9 little kangaroos,
 10 little kangaroos.


1, 3, 5, 7, etc	odd numbers
2, 4, 6, 8, etc	even numbers
+	plus
-	minus
x	times
÷	divided by
=	equals

Activities

- Listen and repeat.
- Now, read the words.
- Game. Your teacher starts a counting chain from 1-100 round the class. If you forget the next number, you're out of the game. The last one in is the winner.
- Game. Work in two teams. Spell the cardinal/ordinal numbers your teacher reads. You get 1 point for each correct number you spell.
 e.g. T: nine
 Team A S1: N - I - N - E
 T: Very good! 1 point for Team A.
- Sing the song!







Activities

- 1  Listen and repeat.
- 2  Now, read the words.
- 3  Colour the van purple, the umbrella pink, the train yellow and the doll orange.
- 4  Memory game. Work in two teams. Look at the picture for two minutes then close your books. Do you remember the colour of:

the box?	the lamb?
the hat?	the train?
the kite?	the apples?
the cat?	the boat
the frog?	the doll?
the ball?	the van?


You get 1 point for each correct answer. The first team to get 7 points wins.

e.g. T: What colour is the box?

Team A S1: Pink

T: Correct! 1 point for Team A.

- 5  Sing the song!



The Rainbow Song

Blue and orange and pink and green.

Yellow and purple and red.

I can see a rainbow,

See a rainbow,

Up above my head.

PEOPLE

Describing People

THE FACE

1



forehead

2



cheek

3



chin

4



ear

5



eye

6



nose

7



nostril

8



mouth

9



freckles

10
12



beard

11



moustache

12



dimple

13



wrinkles

14



jaw



Ben's grandma



Ben's grandpa



Ben's mum



Ben's dad

🎵 My face 🎵

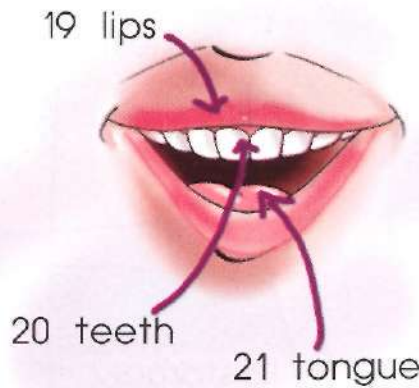
Touch my face,
Touch my nose,
Touch my eyes,
And eyebrows.
Touch my ears,
Touch my chin.
Now you know,
What I mean!




Ben's sister







Ben



HAIR

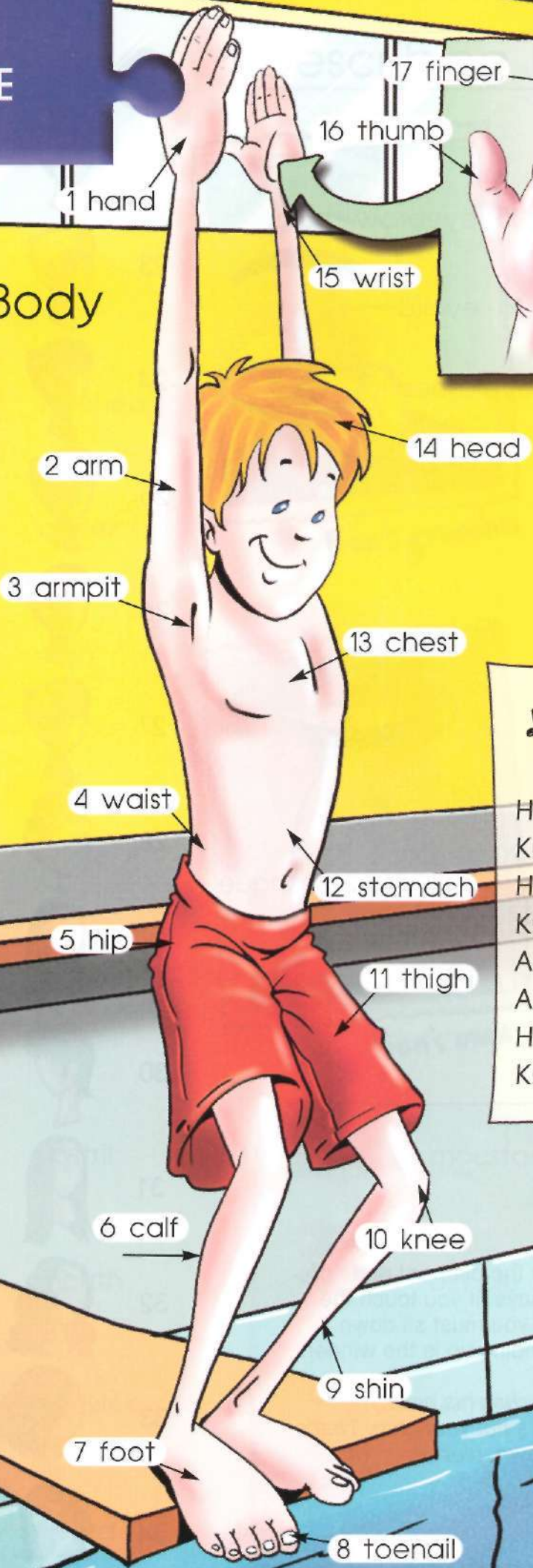
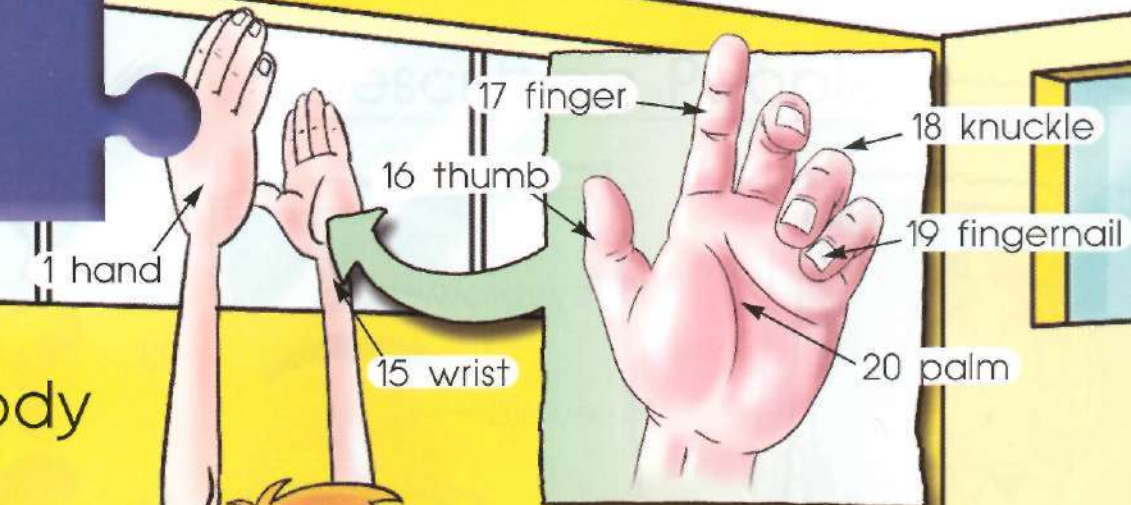
- 22  black
- 23  blond(e)
- 24  brown
- 25  fair
- 26  ginger
- 27  grey
- 28  bald
- 29  long
- 30  short
- 31  straight
- 32  wavy
- 33  curly
- 34  fringe

Activities

- 1  Listen and repeat.
- 2  Now, read the words.
- 3  Game. Stand up. Touch the different parts of your face your teacher says. If you touch the wrong part of your face, you must sit down. The last student left standing up is the winner.
e.g. T: Touch your chin.
(The student touches his nose.)
T: Sorry, Sam, that's not your chin. That's your nose. Sit down, please. etc
- 4  Sing the song!

PEOPLE

The Body




Head, Shoulders, Knees and Toes

Head, shoulders, knees and toes,
Knees and toes.





Head, shoulders, knees and toes,
Knees and toes.

And eyes and ears and mouth
And nose.


Head, shoulders, knees and toes,
Knees and toes.



Activities

- 1  Listen and repeat.
- 2  Now, read the words.
- 3  Close your books. Can you say the parts of the body/hand/leg?
- 4  Game. Stand up. Touch the different parts of your body your teacher says. If you touch the wrong part, you must sit down. The last student left standing up is the winner.

e.g. T: Touch your knee.
 (The student touches her elbow)
 T: Sorry, Lucy, that's not your knee. That's your elbow. Sit down, please. etc

- 5  Sing the song!

Clothes I



belt



blouse



a pair of boots



bracelet



dress



dressing gown



earrings



glasses



handbag



hat




a pair of high-heeled shoes



jacket








necklace








- 14  ring
- 15  shirt
- 16  a pair of shoes
- 17  skirt
- 18  suit
- 19  tie
- 20  a pair of trousers

Activities






- 1  Listen and repeat.
- 2  Now, read the words.
- 3  Look at the picture. Which are accessories? Women's clothes? Men's clothes? Which clothes can both men and women wear?
- 4  Two things from the list are not in the picture. Can you find them?
- 5  Game. Your teacher starts a chain round the class. Repeat the last word and add a new one. If you break the chain, you're out of the game. The last one in is the winner.
e.g. T: *In the room, there's a dress.*
S1: *In the room, there's a dress and a shirt.*
S2: *In the room, there's a shirt and ... etc*





- 13  a pair of socks
- 14  sweatshirt
- 15  tracksuit
- 16  a pair of trainers
- 17  T-shirt
- 18  vest
- 19  a pair of wellingtons

Activities

- 1  Listen and repeat.
- 2  Now, read the words.
- 3  Look at the picture. What are Ben and Vicky wearing today?
- 4  What are you wearing today?
- 5  Game. Work in two teams. The teacher writes the name of a student on a piece of paper. Each team takes turns to ask about what that student is wearing. If your team finds who it

is, you get 1 point. The first team to get 5 points wins.
 e.g. T: (John)
 Team A S1: Is he/she wearing jeans?
 T: Yes.
 Team B S1: Is he/she wearing a jacket?
 T: No.
 Team A S2: Is he/she wearing a T-shirt?
 T: Yes.
 Team B S2: Is it John?
 T: Yes. Excellent!
 1 point for Team B.

Ben and Vicky's Family



FAMILY TREE

22 baby

23 toddler

24 child

25 teenager

26 young adult





Ben's



Andrew's



Jenny's

1



grandparents

2



grandpa

3



grandma

4



parents

5



dad

6



mum

7



sister

8



uncle

9



aunt

10



cousin

27 adult



28 middle-aged person



29 senior citizen



11



son

12



daughter

13



grandchildren

14



grandson

15



granddaughter

16



brother

17



children

18



nephew

19



niece

20








married

21



single

Activities

-  Listen and repeat.
-  Now, read the words.
-  Look at the picture. Who are the people in the family tree?
e.g. *Mary Simpson is John's mother.*
-  Game. Your teacher says names from the family tree. Take it in turns to say how these people are related to Ben and Vicky. You get 1 point for each correct answer. The student with the most points is the winner.
e.g. *T: Helen*
S1: She's Ben and Vicky's aunt.
T: Good! 1 point for...
-  What about your family? What are their names?

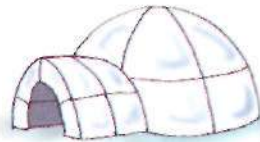
TYPES OF HOMES



20 houseboat




21 castle



22 igloo

On the Outside






23 wigwam




24 tent



25 camper van







26 cave



11 greenhouse

19 driveway

Activities


-  Listen and repeat.
-  Now, read the words.
-  What things has your house got on the outside?
-  Memory game. Work in two teams. Look at the picture for two minutes, then close your books. How many things can you remember? The team that can remember the most wins.

e.g. T: OK, Team A, what things can you remember?

Team A S1: A patio, and a wall.

T: Good. 2 points for Team A.

34 skyscraper



33 block of flats



32 terraced houses

31 semi-detached houses



HOME

In the Inside I

THE KITCHEN







- 1  door
- 2  table
- 3  chair
- 4  cupboard
- 5  clock
- 6  bin
- 7  sink
- 8  ironing board
- 9  iron
- 10  kettle
- 11  toaster
- 12  microwave
- 13  cooker/oven
- 14  freezer/fridge


- 15  dishwasher
- 16  washing machine
- 17  vacuum cleaner
- 18  television/TV
- 19  video recorder
- 20  video cassette
- 21  CD player
- 22  CD
- 23  lamp
- 24  telephone
- 25  vase
- 26  photograph

THE
LIVING ROOM



Activities

- 1  Listen and repeat.
- 2  Now, read the words.
- 3  Look at the picture. Can you find 3 things in the kitchen beginning with **c? t? v?**
- 4  Memory game. Work in two teams. Look at the picture for two minutes, then close your books. How many things can you remember? The team that can remember the most wins.
e.g. *T: OK, Team A, what things can you remember?*
 Team A S1: A table, a chair and a clock.
 T: Excellent. 3 points for Team A.

27  picture

28  armchair

29  sofa


30  cushion

31  curtain


32  rug




33  coffee table

34  fireplace




THE BATHROOM




- 25  sponge
- 26  toothbrush
- 27  a tube of toothpaste
- 28  brush
- 29  comb
- 30  floor






Activities


- 1  Listen and repeat.
- 2  Now, read the words.
- 3  Look at the picture. What can you see in the bedroom/bathroom?
- 4  Look at the picture again. Can you find 4 things in the bedroom beginning with **b** and 4 things in the bathroom beginning with **t**?
- 5  Memory game. Work in two teams. Look at the picture for two minutes, then close your books. How many things can you remember? The team that can remember the most wins.
e.g. T: OK, Team A, what things can you remember?
Team A S1: A bed, a desk and a pillow.
T: Good! 3 points for Team A.

THINGS IN THE GARDEN



Activities

- 1  Listen and repeat.
- 2  Now, read the words.
- 3  Look at the picture. Can you find a butterfly, a hosepipe, a ladder, a tree house and a bird?
- 4  Memory game. Work in two teams. Look at the picture for two minutes, then close your books. How many things can you remember? The team that can remember the most wins.
e.g. T: OK, Team A, what things can you remember?
Team A S1: A ladder and a frog.
T: Good! 2 points for Team A.
- 5  Sing the song!



🎵 Bees and bats
and snails 🎵

Bees and bats and snails,
All have got no tails.
But foxes, worms and moles,
Live in nice warm holes! (2)

PLANTS



ANIMALS



TREES



FOOD

At the Supermarket

FRUIT

1



apple

2



banana

3



cherries

4



coconut

5



grapefruit

6



grapes

7



lemon

8



orange

9



peach

10



pear

11



pineapple

12



plum

13



strawberry

14



tangerine

15
30



watermelon

16



aubergine

17



broccoli

18



cabbage

19



carrot

20



cauliflower

21



celery

22



courgette

23



cucumber

24



lettuce

25



mushroom

26



onion

27



pepper

28



potato

29



tomato



VEGETABLES






DAIRY PRODUCTS

- 30  butter
- 31  cheese
- 32  cream
- 33  eggs
- 34  margarine
- 35  milk
- 36  yoghurt







FISH

- 37  tuna
- 38  salmon
- 39  cod

MEAT

- 40  chicken
- 41  lamb
- 42  steak

Activities

- 1  Listen and repeat.
- 2  Now, read the words.
- 3  Look at the picture. What fruit/vegetables/ dairy products can you see?
- 4  What is your favourite food? What food don't you like?
- 5  Game. Your teacher says a type of food and you give an example of that food. You get 1 point for each correct answer. The first team to get 10 points wins.
e.g. T: Vegetable.
Team A S1: Cucumber.
T: Good! 1 point for Team A.
- 6  Sing the song!

One potato, two potatoes

One potato, two potatoes, three potatoes, four. Five potatoes, six potatoes, seven potatoes, more!

FOOD

In the Kitchen

OBJECTS

- 1  bottle
- 2  jug
- 3  glass
- 4  cup
- 5  mug
- 6  jar
- 7  teapot
- 8  plate
- 9  saucer
- 10  bowl
- 11  frying pan
- 12  saucepan
- 13  fork
- 14  knife
- 15  spoon
- 16  tray
- 17  tablecloth

18  napkin

19  straw

THE BASICS

20  flour

21  sugar

22  salt and pepper

23  olive oil

24  vinegar

25  spices

COOKING WORDS

26  bake

27  boil

28  fry

29  stir

30  slice

31  chop

32  pour

MEALS

33  breakfast




34  lunch

35  dinner





Activities

-  Listen and repeat.
-  Now, read the words.
-  Memory game. Work in two teams. Look at the picture for two minutes, then close your books. The teacher is going to tell you what the people are doing. Is it true or false? You get 1 point for each correct answer. The first team to get 5 points wins.

e.g.

T: Ben is baking a cake.

Team A S1: False. Ben is pouring himself a glass of water.



T: Excellent! 1 point for Team A.

FOOD

A Party

- 1  barbecue
- 2  baked potato
- 3  burger
- 4  salad
- 5  pasta
- 6  roast chicken


PARTY SNACKS

- 7  sandwich
- 8  pizza
- 9  chips
- 10  popcorn
- 11  crisps
- 12  peanuts

DESSERTS


- 13  birthday cake
- 14  jelly
- 15  sweets
- 16  biscuits

Happy Birthday!
Happy Birthday to you,
Happy Birthday to you,
Happy Birthday dear Vicky,
Happy Birthday to you.








DRINKS

- 17  coffee
- 18  coke
- 19  juice



Activities

- 1  Listen and repeat.
- 2  Now, read the words.
- 3  Look at the picture. What's on the barbecue and the two tables? What's the dog eating?
- 4  Game. Your teacher starts a chain round the class. Each student adds a word. If you forget what the others before you said, you're out. The last one in is the winner.
e.g. T: At my party we ate pizza.
S1: At my party we ate pizza and burgers.
S2: At my party we ate pizza, burgers and ... etc.
- 5  Sing the song!

20



lemonade

21



milkshake

22



tea

23












water


TIME

What's the time?

- 1  one o'clock
- 2  five past one
- 3  ten past one
- 4  (a) quarter past one
- 5  twenty past one
- 6  twenty-five past one
- 7  half past one
- 8  twenty-five to two
- 9  twenty to two
- 10  (a) quarter to two
- 11  ten to two
- 12  five to two



- 13  day
- 14  night
- 15  12 → 12
- 16  12 → 12
- 17  midday
- 18  midnight
- 19  watch
- 20  clock



🎵 What's the time? 🎵






What's the time?
Half past eight.
Go to school.
Don't be late!

What's the time?
Half past ten.
Out to play.
Come on, Ben!

What's the time?
Half past one.
Time to eat for everyone!

What's the time?
Half past three.
Let's go home.
Now we're free!

Activities

- 1  Listen and repeat.
- 2  Now, read the words.
- 3  What time do you...
- wake up?
- go to school?
- have breakfast/lunch/dinner?
- go to bed?
e.g. *I wake up **at** 8 o'clock.*
- 4  Game. Work in two teams. Look at the time your teacher draws on the board and say what time it is. You get 1 point for each correct answer. The first team to get 5 points is the winner.
e.g. *(Teacher draws clock face on board showing 5:15.)*
T: *What's the time?*
Team A S1: *It's a quarter past five.*
T: *Correct! 1 point for Team A.*
- 5  Sing the song!

21  clock face

22  hands

	10th Monday	11th Tuesday	12th Wednesday	13th Thursday	14th Friday	15th Saturday	16th Sunday
8:00							
9:00							
10:00							
11:00							
12:00							
13:00	LUNCHTIME		COMPUTER CLUB			Guitar Class	
14:00							Lunch with Grandparent
15:00							
16:00							
17:00	Swimming			Swimming			
18:00	Dancing		Homework	Homework	Go to Lucy's House		
19:00						Cinema	Homework
20:00							

THE SEVEN DAYS OF THE WEEK

- 1 Monday
 - 2 Tuesday
 - 3 Wednesday
 - 4 Thursday
 - 5 Friday
 - 6 Saturday
 - 7 Sunday
- 8 weekdays
- 9 weekend

10 a fortnight 2 weeks

11 a date June 15th

12 in the morning



13 in the afternoon



14 in the evening



15 at night



The days of the week

Monday's child hits first base,
Tuesday's child wins the race,
Wednesday's child is never slow,
Thursday's child has far to go,






Friday's child is very good,
Saturday's child always could,
Sunday's child is happy and sunny,
Sing this song, it's very funny!

16 today 10th 11th 12th
Monday Tuesday Wednesday

17 yesterday 10th 11th 12th
Monday Tuesday Wednesday

18 tomorrow 10th 11th 12th
Monday Tuesday Wednesday

Activities

-  Listen and repeat.
-  Now, read the words.
-  Look at Vicky's timetable. When does she...
 - go swimming/dancing/to the cinema/computer class?
 - do her homework?*e.g. Vicky goes swimming on Monday and on Thursday.*
-  Game. Work in two teams. Your teacher writes the name of a day from Vicky's timetable on a piece of paper. Each team takes turns to ask questions and find which day it is. You get 1 point for each correct answer. The first team to get 3 points is the winner.
 - e.g. T: (Monday)*
 - Team A S1: Does Vicky go dancing on this day?*
 - T: No, she doesn't.*
 - Team B S1: Does Vicky go swimming?*
 - T: Yes, she does.*
 - Team B S1: Is it Monday?*
 - T: Yes. Excellent. 1 point for Team B.*
-  Sing the song!

twenty-third

twenty-fourth

twenty-fifth

twenty-sixth

twenty-seventh

twenty-eighth

twenty-ninth

thirtieth

thirty-first

23th

24th

25th

26th

27th

28th

29th

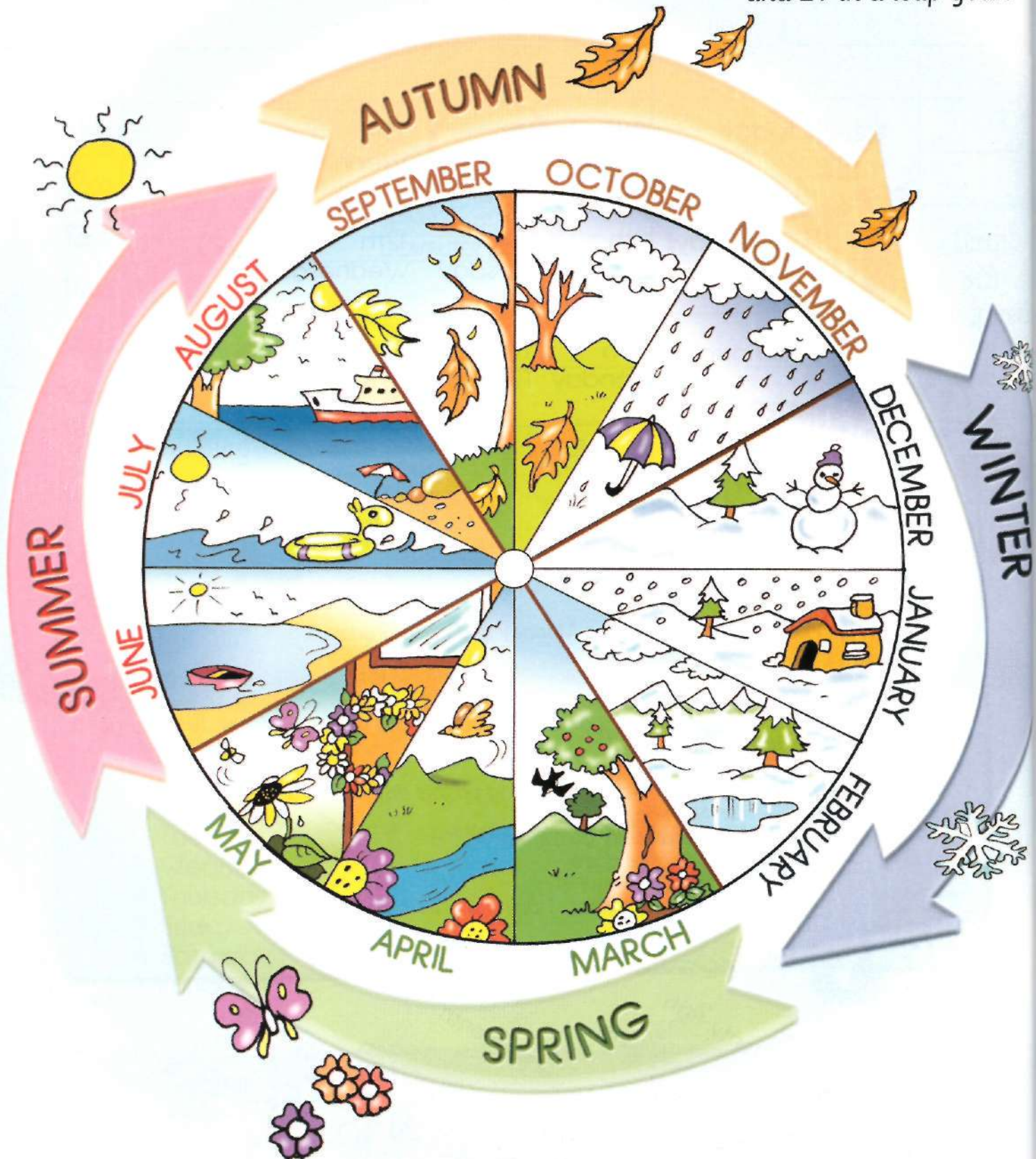
30th

31st

The Year

🎵 The year 🎵

30 days has September,
 April, June and November.
 All the rest have 31,
 But February has 28
 and 29 in a leap year!



THE MONTHS

- 6 June
- 7 July
- 1 January
- 2 February
- 3 March
- 4 April
- 5 May
- 8 August
- 9 September
- 10 October
- 11 November
- 12 December

SIGNS OF THE ZODIAC



22 Aries
(21 March-20 April)



23 Taurus
(21 April-20 May)



24 Gemini
(21 May-20 June)



25 Cancer
(21 June-20 July)



26 Leo
(21 July-22 August)



27 Virgo
(23 August-22 September)



28 Libra
(23 September-22 October)



29 Scorpio
(23 October-21 November)



30 Sagittarius
(22 November-20 December)



31 Capricorn
(21 December-20 January)



32 Aquarius
(21 January-19 February)








33 Pisces
(20 February-20 March)







THE SEASONS

- 13 Spring
- 14 Summer
- 15 Autumn
- 16 Winter

TIME

- 17 year 
- 18 leap year 
- 19 decade 
- 20 century 
- 21 millennium 

Activities


- 1  Listen and repeat.
- 2  Now, read the words.
- 3  Close your books. Which months begin with **J**? **A**? When is your birthday? Which is your most/least favourite season?
- 4  Game. Start a chain round the class saying the months of the year. Each student says a month. If you forget which month is next, you're out. The last one in is the winner.
- 5  Game. Work in two teams. Your teacher says a student's name, sign and the day of their birthday. Can you guess what month the student was born? You get 1 point for each correct answer. The first team to get 7 points wins.
e.g. T: John, Aries, the 4th.
Team A S1: John's birthday is in April.
T: Excellent! 1 point for Team A.
- 6  Sing the song!

SCHOOL

My School

SUBJECTS

- 11  Art
- 12  English
- 13  Geography
- 14  History
- 15  Languages
- 16  Maths
- 17  Music
- 18  Physical Education (PE)
- 19  Science



EDUCATION




20 nursery school







21 primary school



22 secondary school



Activities

- 1  Listen and repeat.
- 2  Now, read the words.
- 3  What subjects do you do at school? Which is your favourite subject? When do you have PE?
- 4  Memory game. Work in two teams. Look at the picture for two minutes, then close your books. How many rooms and subjects can you remember? The team that can remember the most wins.
 e.g. T: OK, Team A, what rooms can you remember?
 Team A S1: The classroom and the hall.
 T: Good! 2 points for Team A.

VERBS



SHAPES



SCHOOL

IN THE CLASSROOM













Ben's Classroom










IN A SCHOOLBAG





- 22  pencil case
- 23  pencil
- 24  coloured pencils
- 25  pencil sharpener
- 26  pen
- 27  crayons
- 28  rubber
- 29  ruler
- 30  notebook
- 31  textbook
- 32  calculator
- 33  lunchbox

Activities


- 1  Listen and repeat.
- 2  Now, read the words.
- 3  Look at the picture. Can you find the glue? Where is the globe?
- 4  Look at the picture again. How many pupils/desks/computers can you see?
- 5  Memory game. Work in two teams. Look at the picture for two minutes, then close your books. How many things can you remember? The team that can remember the most wins.
 e.g. T: OK, Team A, what things can you remember?
 Team A S1: Desk, globe, pencil.
 T: Excellent. 3 points for Team A.

In the Computer Room






7 screen



11 e-mail





8 speaker



12 plug



Activities


-  Listen and repeat.
-  Now, read the words.
-  Have you got a computer?
Do you play games on your computer?
-  Memory game. Work in two teams. Look at the picture for two minutes, then close your books. How many things can you remember? The team that can remember the most wins.

e.g. T: OK, Team A, what things can you remember?

Team A S1: Modem, CD.

T: Good! 2 points for Team A.

17 mouse



18 mouse pad

The Music Room

MUSICAL INSTRUMENTS






Brass instruments

- 1  saxophone
- 2  trombone
- 3  trumpet

Percussion instruments

- 4  cymbals
- 5  drums
- 6  tambourine
- 7  triangle
- 8  xylophone



String instruments

- 9  cello
- 10  double bass
- 11  guitar
- 12  harp
- 13  violin

Wind instruments





- 14  clarinet
- 15  flute
- 16  harmonica
- 17  recorder


Keyboard instruments

- 18  piano
- 19  synthesizer



Activities

- 1  Listen and repeat.
- 2  Now, read the words.
- 3  Look at the picture. How many percussion/keyboard/ string instruments can you see? Which instrument is Ben/Vicky playing?
- 4  Game. Work in two teams. Your teacher mimes a musical instrument. Guess what it is. You get 1 point for each correct answer. The first team to get 5 points wins.
e.g. T: (mimes the piano)
Team A S1: It's the piano.
T: Correct. 1 point for Team A.

- 5  Sing the song!





OTHER MUSIC WORDS

20  band

21  choir

22  music stand

23  note

 **The music man** 

Leader: I am a music man,
I come from far away,
And I can play.

All: What can you play?

Leader: I play the piano*.

All: Pi-a, pi-a, pi-a-no*,
Piano, piano*,
Pi-a, pi-a, pi-a-no*,
Pi-a, pi-a, piano*.

- 1 *I play the big drum.
*Boom-di, boom-di, boom-di-boom,
*Boom-di-boom, boom-di-boom.
- 2 *I play the trumpet.
*Toot-ti, toot-ti, toot-ti-toot,
*Toot-ti-toot, toot-ti-toot.

Jobs

1 builder

2 electrician

3 mechanic

4 plumber

5 gardener

6 architect

7 journalist

15 postal worker

16 doctor

17 police officer

18 vet





19 fire fighter

20 nurse

21 dentist




Activities

- 1  Listen and repeat.
- 2  Now, read the words.
- 3  Look at the picture. What do you want to be when you finish school?
- 4  Game. Your teacher says a letter of the alphabet. In teams, say a job beginning with that letter. Each correct answer gets 1 point.

The team with the most points wins.

e.g. T: S
Team A S1: Singer
T: Good! 1 point for Team A.

- 5  Sing the song!



A sailor went to sea

A sailor went to sea, sea, sea,
To see what he could see, see, see,
But all that he could see, see, see,
Was the bottom of the deep blue
Sea, sea, sea.



HOBBIES


playing

- 1  chess
- 2  cards
- 3  a musical instrument
- 4  on the computer
- 5  with a toy
- 6  a computer game



listening

- 7  to music
- 8  to the radio
- 9  to a cassette
- 10  to a CD

reading


- 11  a book
- 12  a comic


writing

- 13  a letter
- 14  a postcard





watching

- 15  television
- 16  a video





Activities

- 1  Listen and repeat.
- 2  Now, read the words.
- 3  Memory game. Work in two teams. Look at the picture for two minutes, then close your books. How many hobbies and toys can you remember? The team that can remember the most wins!
 e.g. *T: OK, Team A, what hobbies can you remember?*
 Team A S1: Playing a computer game and painting.
 T: Good. 2 points for Team A.
- 4  What are your hobbies? What do you like to do when you are with your friends?

collecting




TOYS




ACTIVITIES


At the Park

IN THE PLAYGROUND






- 1  bench
- 2  picnic table
- 3  ice-cream van
- 4  litter bin
- 5  juggler
- 6  sandpit
- 7  roundabout
- 8  slide
- 9  swing
- 10  see-saw
- 11  climbing frame
- 12  football pitch
- 13  goal
- 14  football



- 15  baseball bat
- 16  baseball
- 17  tennis racquet
- 18  tennis court
- 19  tennis
- 20  rollerblades



Activities

- 1  Listen and repeat.
- 2  Now, read the words.
- 3  Look at the picture. Can you find 3 things in the playground beginning with **s**?
- 4  Is there a park near you? What do you like to do there?
- 5  Game. A student chooses something in the picture. He/She helps the class find it by saying the first letter of the word. Each correct answer gets 1 point. The first student to get 5 points is the winner.
*e.g. S1: I spy with my little eye something beginning with **b**.*
S2: Is it a bench?
S1: No.
S3: Is it a baseball bat?
S1: Yes.
T: Good. 1 point for...



rollerblading

VERBS



skipping rope

27 play

football

29 go

cycling

baseball

rollerblading

tennis

skateboarding



skipping

hopscotch

skipping

in the sandpit



bike

28 have

a picnic

30 go on

the roundabout



cycling

an ice cream

the slide

a sandwich

the swing

the see-saw



hopscotch

the climbing frame




ACTIVITIES

At the Sports Centre



basketball

- 1  basketball
- 2  basketball hoop
- 3  basketball court




gymnastics

- 4  bars
- 5  beam
- 6  rings

diving

- 7  diving board
- 8  ladder





badminton


- 9  racquet
- 10  net
- 11  shuttlecock

swimming






- 12  swimming pool
- 13  goggles
- 14  swimming cap
- 15  armbands

table tennis

- 16  table tennis table
- 17  bat
- 18  ball
- 19  net




Activities

- 1  Listen and repeat.
- 2  Now, read the words.
- 3  Look at the picture. What is Vicky doing?
- 4  What is your favourite sport? What do you need to play/do it?
- 5  Game. Work in two teams. Your teacher says a word and you name the sport. You get 1 point for each correct answer. The first team to get 6 points wins.
e.g. T: Goggles.
Team A S1: Swimming.
T: Excellent! 1 point for Team A.

martial arts

27  practice mat

28  suit and belt

Verbs

29 play basketball
table tennis
badminton

30 go diving
swimming
ice-skating

31 do fencing
archery
martial arts
gymnastics

ice-skating

20  ice-skates

21  ice rink

fencing

22  foil

23  mask


archery

24  bow

25  arrow

26  target

At the Stadium



1 hurdle

2 runner

4 discus

7 javelin

8 high jump

12 pole vault

13 long jump

14 podium



3 seat

5 spectator

6 finishing line

9 lane

10 track

11 weightlifting

19 bronze medal

20 ticket

15 starting line

16 relay

17 gold medal

18 silver medal




ATHENS 2004

OLYMPIC GAMES

SEAT 14
ROW 05

27th June

Activities

- 1  Listen and repeat.
- 2  Now, read the words.
- 3  Memory game. Work in two teams. Look at the picture for two minutes, then close your books. What can you remember? You get 1 point for each answer. The team that can remember the most wins!

e.g.

T: OK, Team A, what can you remember?

Team A S1: Gold medal.

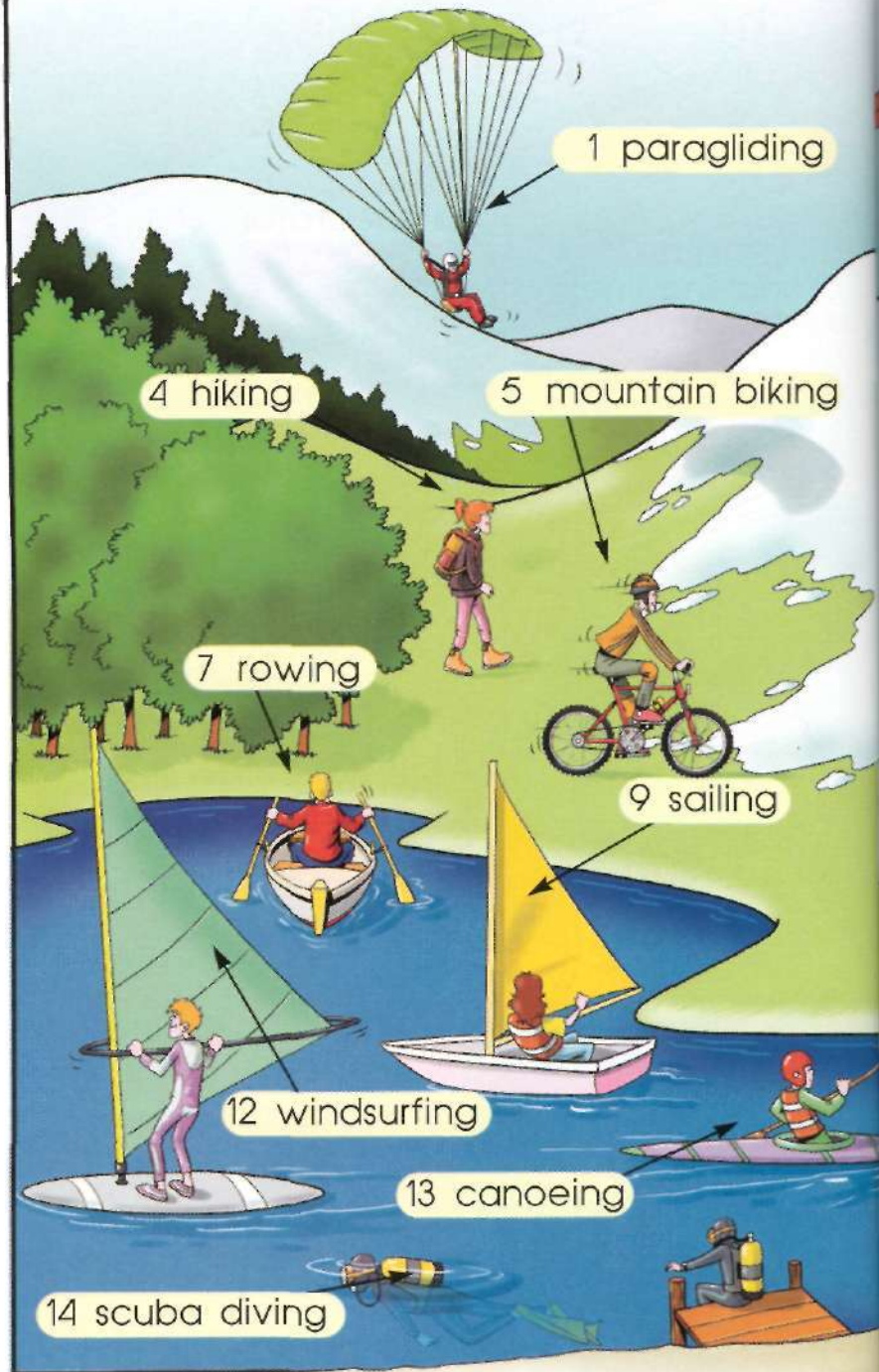
T: Good. 1 point for Team A.



ACTIVITIES

Outdoor Activities


EQUIPMENT

- 15  canopy
- 16  helmet
- 17  hang-glider
- 18  snowboard
- 19  hiking boots
- 20  rucksack
- 21  map
- 22  compass
- 23  rope
- 24  harness
- 25  mountain bike
- 26  skis
- 27  ski poles
- 28  ski boots








 I can climb a mountain 

I can climb a mountain, I can ride a bike,
 Hey, I can run, I can jump, I can play.
 I can row a boat, I can ride a horse,
 Hey, I can run, I can jump, I can play.



- 29  boat
- 30  oars
- 31  sail
- 32  life jacket
- 33  reins
- 34  saddle
- 35  windsurfer
- 36  canoe
- 37  paddle
- 38  tent
- 39  sleeping bag
- 40  foam mat
- 41  camping stove
- 42  oxygen cylinder
- 43  wetsuit
- 44  flippers
- 45  mask

Activities

- 1  Listen and repeat.
- 2  Now, read the words.
- 3  Game. Work in two teams. Your teacher says a piece of equipment and you name the sport. You get 1 point for each correct answer. The first team to get 6 points wins.
e.g. T: Paddle.
Team A S1: Canoeing.
T: Good! 1 point for Team A.
- 4  Which sports do you like best? Which sports do you do?
- 5  Sing the song!

Pets

♪ Bruno the dog ♪

Leader: There was a girl who had a dog,
And Bruno was his name-o,

All: B-R-U-N-O,
B-R-U-N-O,
B-R-U-N-O,
And Bruno was his name-o.

PETS

1



budgie

2



cat

3



dog

4



goldfish

5



hamster

6



mouse

7



rabbit

8



canary

9



lizard


10



tortoise

FEATURES

11



scales

12



fin

13



fur

14



paw

15



whiskers

16



tail

17



claw

18



beak

19





feather

20



wing









PET HOMES

- 21  fish bowl
- 22  aquarium
- 23  cat basket
- 24  cage
- 25  kennel

PET FOOD
















- 26  bones
- 27  dried food
- 28  wet food
- 29  seeds


Activities

- 1  Listen and repeat.
- 2  Now, read the words.
- 3  Game. A student chooses something in the picture. He/She helps the class find it by giving them the first letter of the word. You get 1 point for each correct answer. The first student to get 5 points is the winner.
e.g. S1: I spy with my little eye something beginning with c.
S2: Is it a cat?
S1: Yes.
T: Good. 1 point for...
- 4  Sing the song!


ANIMALS

FARM ANIMALS






- 1  bull
- 2  cow
- 3  calf
- 4  billy goat
- 5  goat
- 6  kid
- 7  sheep
- 8  lamb
- 9  horse
- 10  foal
- 11  donkey
- 12  sheepdog
- 13  cockerel
- 14  chicken
- 15  chick









- 16  duck
- 17  duckling
- 18  goose
- 19  gosling
- 20  swan
- 21  crow
- 22  owl
- 23  bee
- 24  wasp
- 25  ant
- 26  ladybird
- 27  spider



Activities

- 1  Listen and repeat.
- 2  Now, read the words.
- 3  Look at the picture. Can you find a bee, a ladybird, a spider and an ant?
- 4  Memory game. Work in two teams. Look at the picture for two minutes, then close your books. How many animals can you remember? The team that can remember the most wins.
e.g. T: OK, Team A, which animals can you remember?
Team A S1: A donkey and a duck.
T: Good. 2 points for Team A.
- 5  Sing the song!

A FARMER'S JOBS

- 28  work in the fields
- 29  plant seeds
- 30  milk cows
- 31  feed chickens
- 32  drive a tractor
- 33  make scarecrows

Old MacDonald had a farm


- Leader: Old MacDonald had a farm.
All: Ee-ai-ee-ai-o.
- Leader: And on that farm he had a dog*.
All: Ee-ai-ee-ai-o.
- Leader: With a woof-woof* here,
And a woof-woof* there.
Here a woof*,
There a woof*,
Everywhere a woof-woof*.
Old MacDonald had a farm.
- All: Ee-ai-ee-ai-o.
- 1 *cow-mooh
 - 2 *duck-quack
 - 3 *sheep-bah

ANIMALS


At the Zoo

WILD ANIMALS

- 1  lion
- 2  tiger
- 3  panther
- 4  leopard
- 5  wolf
- 6  elephant
- 7  rhinocerus
- 8  hippopotamus
- 9  gorilla
- 10  orang-utan
- 11  monkey
- 12  bear
- 13  panda
- 14  koala
- 15  kangaroo



- 16  buffalo
- 17  giraffe
- 18  zebra
- 19  camel
- 20  antelope
- 21  deer
- 22  flamingo
- 23  ostrich
- 24  eagle
- 25  parrot
- 26  crocodile
- 27  alligator



28  snake

29  scorpion

FEATURES


30  antlers

31  hooves







32  hump

33  mane

34  trunk

35  tusks

Activities

- 1  Listen and repeat.
- 2  Now, read the words.
- 3  Look at the picture. Which animals have antlers/hooves/ a trunk?
- 4  Look at the picture again. Which wild animals can you not see?
- 5  Game. Your teacher starts a chain round the class. Each student adds a word. If you forget what the others before you said, you're out. The last one in is the winner!
 e.g. T: In the zoo there are some elephants.
 S1: In the zoo there are some elephants and zebras.
 S2: In the zoo there are some elephants, some zebras and...
- 6  Sing the song!

The Elephant and the Monkey

I once met a beautiful bear,
 Who lived in a warm dark lair.
 Her name was Sue and what did we do?
 We went to the Animal Fair.
 A monkey fell out of his bunk.
 And slid down the elephant's trunk.
 The elephant sneezed and fell on his knees,
 And that was the end of the monkey,
 Monkey, monkey, monkey,
 Monkey, monkey, monkey, monkey, monk.

Marine World

1 albatross

2 walrus

9 humpback whale

IN THE SEA

11 tuna fish

15 shark

16 eel

19 shipwreck

20 seaweed

21 seahorse

22 sea urchin

23 shell

25 shrimp

24 mussel

ON THE SEABED

IN THE AIR

3 penguin



4 seal



5 seagull

6 polar bear



ON THE ROCKS

7 iceberg

8 jellyfish



10 swordfish



12 turtle



13 killer whale



14 dolphin



Activities

18 coral



17 ray



26 starfish



27 crab



28 octopus



1



Listen and repeat.

2



Now, read the words.

3



Which of these animals do you like the most?

4



Memory game. Work in two teams. Look at the picture for two minutes, then close your books. How many animals can you remember? The team that can remember the most wins.
e.g.

T: OK, Team A, which animals can you remember?

Team A S1: A shark and a seal.

T: Good. 2 points for Team A.

The Weather

WEATHER WORDS



1 sun



2 ray



3 sky



4 cloud



5 wind



6 rain



7 raindrop



8 puddle



9 lightning



10 thunderstorm




11 mist



12 hail



13 hailstorm



14 snow



15 snowflake



16 blizzard



17 ice



18 icicle



19 heatwave



20 temperature (26 degrees Celsius)



21 thermometer



22 weather forecaster








23 weather forecast

WEATHER CONDITIONS



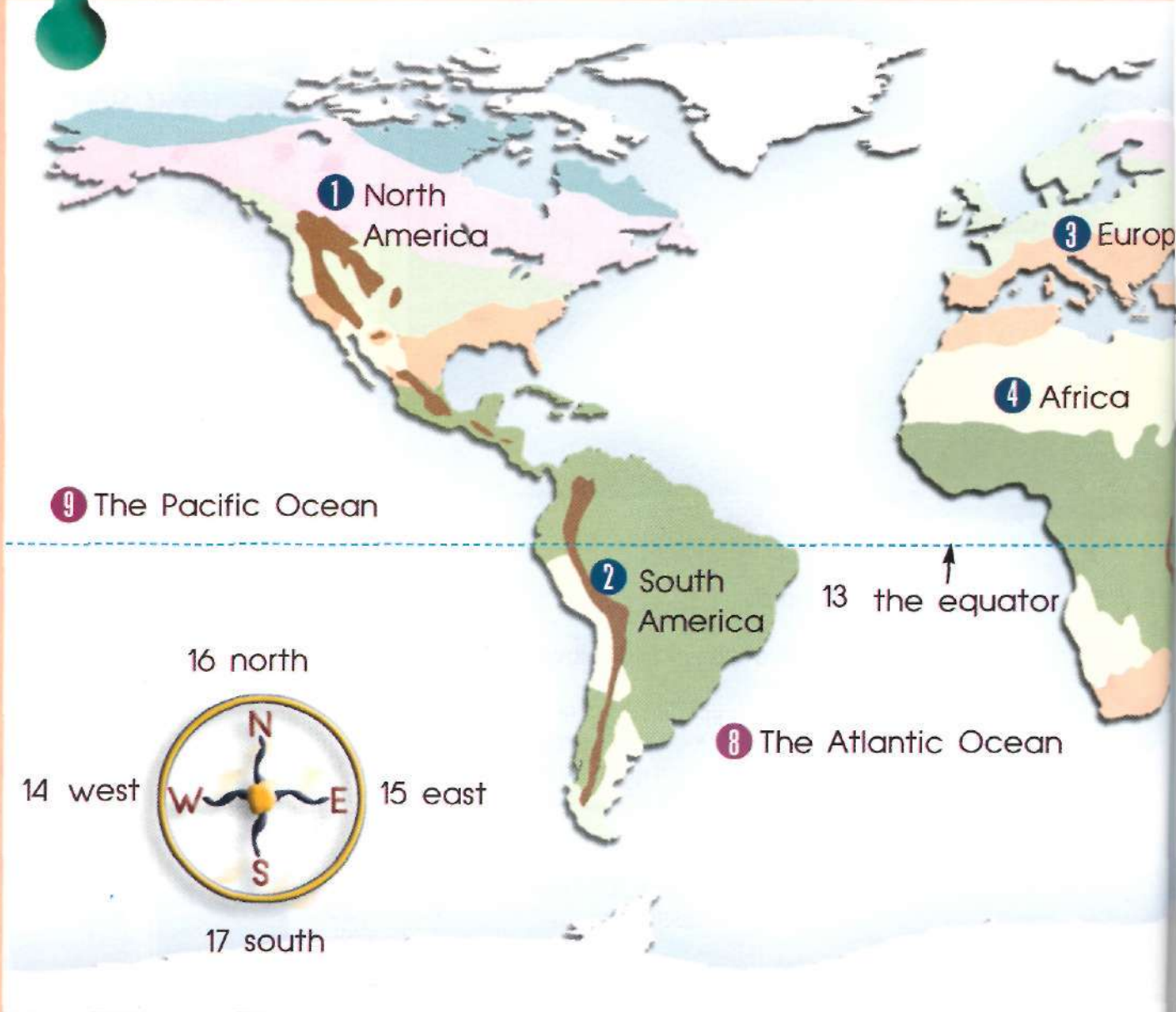
Activities

- 1  Listen and repeat.
- 2  Now, read and the words.
- 3  What is the weather like today in your town/city?
What will it be like tomorrow?
- 4  Game. Work in two teams. Spell the words your teacher says. You get 1 point for each correct word you spell. The first team to get 5 points wins.
e.g. T: cold
Team A S1: C - O - L - D
T: Well done! 1 point for Team A.
- 5  Sing the song!

The Weather Song

It's raining, it's pouring,
The old man is snoring,
He went to bed and bumped his head,
And couldn't get up in the morning.

Rain, rain, go away.
Come again another day.
Rain, rain, go away.
Come again another day.



TYPES OF CLIMATE

18 polar

-50°C
0°C



19 mountain

-20°C
20°C



20 tundra

-20°C
10°C








21 continental

-20°C
25°C



Activities

- 1  Listen and repeat.
- 2  Now, read the words.
- 3  In which continent is your country? What's the climate like in your country?
- 4  Look at the picture. How many continents/oceans are there?
- 5  Game. Your teacher says the name of a country. You name the continent it belongs to. You get 1 point for each correct answer. The first student to get 5 points wins.
e.g. T: France.
S1: Europe
T: Good! 1 point for...



CONTINENTS

- 1 North America
- 2 South America
- 3 Europe
- 4 Africa
- 5 Asia
- 6 Australia
- 7 Antarctica

OCEANS

- 8 The Atlantic Ocean
- 9 The Pacific Ocean
- 10 The Indian Ocean
- 11 The Arctic Ocean
- 12 The Antarctic Ocean

2 tropical

23 mediterranean

24 desert



40° C

-5° C

-3° C

35° C

52° C



NATURAL DISASTERS




15 drought



16 earthquake



17 flood



18 forest fire




19 hurricane

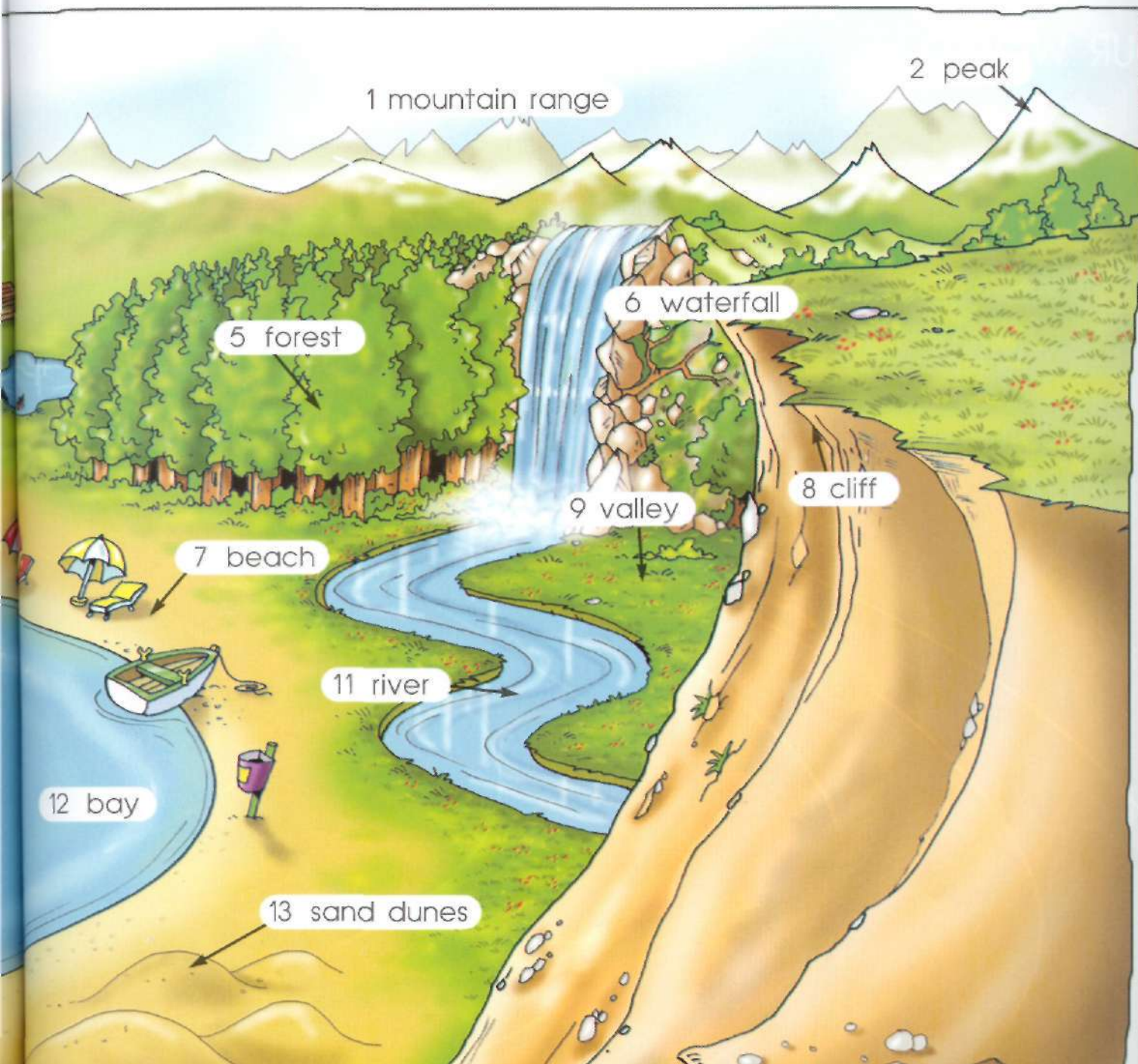


20 tidal wave







21 volcanic eruption






Activities

- 1  Listen and repeat.
- 2  Now, read the words.
- 3  Look at the pictures. Can you find 2 natural features beginning with **b** and 2 beginning with **c**?
- 4  Memory game. Work in two teams. Look at the picture for two minutes, then close your books. How many natural features and natural disasters can you remember? The team that can remember the most wins.
 e.g. T: OK, Team A, what natural features can you remember?
 Team A S1: Ocean and beach.
 T: Good. 2 points for Team A.

The Solar System



5 Jupiter






4 Mars

8 Neptune

6 Saturn

9 Pluto

Activities

- 1  Listen and repeat.
- 2  Now, read the words.
- 3  Is the sun a planet or a star? Which planet is nearest to the sun? Which planet is furthest from the sun?
- 4  Game. Start a chain round the class saying the planets of our solar system. Each student says a planet. If you forget which planet is next, you're out. The last one in is the winner.
- 5  Game. Work in two teams. Spell the words your teacher says. You get 1 point for each correct word you spell. The first team to get 5 points wins.
e.g. T: Mars
Team A S1: M - A - R - S
T: Well done! 1 point for Team A.

2 Venus

1 Mercury

3 Earth

11 the Moon

10 the Sun

7 Uranus



2 aeroplane

3 airport

4 helicopter

5 coach

12 lorry

🎵 The wheels on the bus 🎵

The wheels on the bus go round and round,
Round and round, round and round.
The wheels on the bus go round and round,
All day long.

- 1 The cars on the road go beep-beep-beep...
- 2 The boats on the sea go splash-splash-splash...
- 3 The planes in the air go zoom-zoom-zoom...

17 police car

18 fire engine

19 ambulance

20 caravan

21 car



1 hot-air balloon

8 ship

LINES

9 hovercraft

10 hydrofoil

6 train

7 port

14 tram

11 speedboat

13 underground train






15 bus

16 bus station















22 car park

23 motorbike



Activities


-  Listen and repeat.
-  Now, read the words.
-  Which means of transport do we use to travel by air, by sea, by land?
-  Memory game. Work in two teams. Look at the picture for two minutes, then close your books. How many words can you remember? The team that can remember the most wins.
e.g. T: OK. Team A, what words can you remember?
Team A S1: Bus station and car.
T: Good! 2 points for Team A.
-  Sing the song!

On the Road

- 1  street/road
- 2  motorway
- 3  bridge
- 4  lane
- 5  road markings
- 6  pedestrian crossing
- 7  road sign
- 8  pavement
- 9  corner
- 10  lamp post
- 11  bus stop
- 12  telephone box
- 13  traffic light
- 14  traffic warden



- 15  petrol station
- 16  petrol pump
- 17  bonnet



18



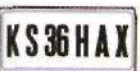
boot

19






engine

20



number plate

Activities

- 1  Listen and repeat.
- 2  Now, read the words.
- 3  Game. Your teacher starts a chain round the class. Each student adds a word. If you forget what the others before you said, you're out. The last one in is the winner.
e.g. T: There is a petrol station in the picture.
S1: There is a petrol station and a lamp post in the picture.
S2: There is a petrol station, a lamp post and... etc.

OUR TOWN

Main Street

SHOPS AND BUILDINGS

JOBS



18 baker



19 butcher



20 chemist



21 greengrocer



22 librarian








23 refuse collector




24 newsagent



Activities

-  Listen and repeat.
-  Now, read the words.
-  Look at the picture. Are there any of these shops and buildings near your home?
-  Game. Your teacher starts a chain round the class. Each student adds a word. If you forget what the others before you said, you're out. The last one in is the winner.
e.g. T: There is a hotel in our town.
S1: There is a hotel and a butcher's in our town.
S2: There is a hotel, a butcher's and... etc.
-  Game. Work in two teams. Spell the words your teacher says. You get 1 point for each correct word you spell. The first team to get 10 points wins.
e.g. T: gym
Team A S1: G - Y - M
T: Good! 1 point for Team A.



9 office building

10 shopping centre

11 supermarket

12 gym

13 bank

14 newsagent's

15 café

16 library

17 post office

COMMUNITIES



25 village




26 town

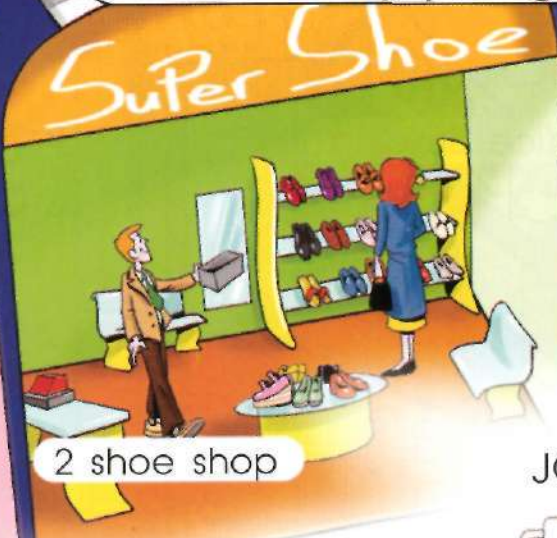


27 city


In a Shopping Centre



1 clothes shop



2 shoe shop



3 florist's

JOBS



21 shop assistant

20 optician



19 florist



22 travel age



23 jeweller



24 hairdresser



8 escalator



11 optician's



12 jeweller's



10 CD shop

13 fast food restaurant

9 card shop

17 phone booth

KAREN

PAGES





4 hairdresser's

5 bookshop

6 lift

7 toy shop

Activities

- 1  Listen and repeat.
- 2  Now, read the words.
- 3  Is there a shopping centre where you live? What shops are in it? Do you like shopping there?
- 4  Game. A student chooses a shop/job in the picture. He/She helps the class find it by giving the first letter of the word. Each correct answer gets 1 point. The first student to get 5 points is the winner.
e.g. S1: I spy with my little eye something beginning with **b**.
S2: Is it a bookshop?
S1: Yes.
T: Good! 1 point for...

SUN TRAVEL

HEAVEN ISLAND
15 days
£250.00

15 pet shop

14 travel agent's

MEGAVID

FILMS
• ACTION
• THRILLER
• ROMANCE
• CARTOONS
• FICTION
• CLASSIC

16 video shop

18 information desk

INFO

At the Clinic

PEOPLE

1



doctor

2



dentist

3



surgeon

4



nurse

5



patient

MEDICAL WORDS

6



first aid kit

7



medical instruments

8



bandage

9



sticking plaster

10



injection

11



thermometer

12



medicine

13



prescription

14



pill

15



sling

16



cast

17



blood

18



stitches

19



X-ray

20





stretcher

21



wheelchair










🎵 Miss Polly had a dolly 🎵

Miss Polly had a dolly
 Who was sick, sick, sick
 So she phoned for the doctor
 To be quick, quick, quick.
 The doctor came with his bag and his hat,
 And he rapped at the door with a rat-tat-tat.
 He looked at the dolly
 And he shook his head
 and he said, "Miss Polly,
 Put her straight to bed."
 He wrote on a paper for a pill, pill, pill.
 "I'll be back in the morning with my bill, bill, bill".

Activities

- 1  Listen and repeat.
- 2  Now, read the words.
- 3  Who should you see if you have got toothache/earache?
- 4  Game. Work in two teams. Spell the words your teacher says. You get 1 point for each correct word you spell. The first team to get 5 points wins.
e.g. T: pill
Team A S1: P - I - L - L
T: Great! 1 point for Team A.
- 5  Sing the Song!

MEDICAL PROBLEMS

- 22  bruise
- 23  earache
- 24  headache
- 25  stomachache
- 26  toothache
- 27  sore throat
- 28  temperature
- 29  cut

Opposites

1 big

2 small

3 blunt

4 sharp

5 cheap

6 expensive

7 clean

8 dirty

9 difficult

10 easy

11 empty

12 full

13 fast

14 slow

15 fat

16 thin

17 front

18 back

19 good

20 bad

21 hard

22 soft

23 heavy

24 light

25 here

26 there

27 high

28 low

29 hot

30 cold

31 left

32 right

33 light

34 dark

35 long

36 short

37 near

38 far

39 noisy



40 quiet

41 old



42 new

43 old-fashioned



44 modern

45 open



46 closed

47 right

$$2 \times 4 = 8$$

$$2 \times 4 = 13$$

48 wrong

49 rough



50 smooth

51 same



52 different

53 strong



54 weak

55 sweet




56 sour

57 top



58 bottom

59 true







60 false

61 young



62 old

Activities

-  Listen and repeat.
-  Now, read the words.
-  Game. Work in two teams. Your teacher says a word and you give its opposite. You get 1 point for each correct answer. The first team to get 10 points is the winner.
e.g. T: Big
Team A S1: Small
T: Good. 1 point for Team A.
-  Which words would you use to describe these pictures?

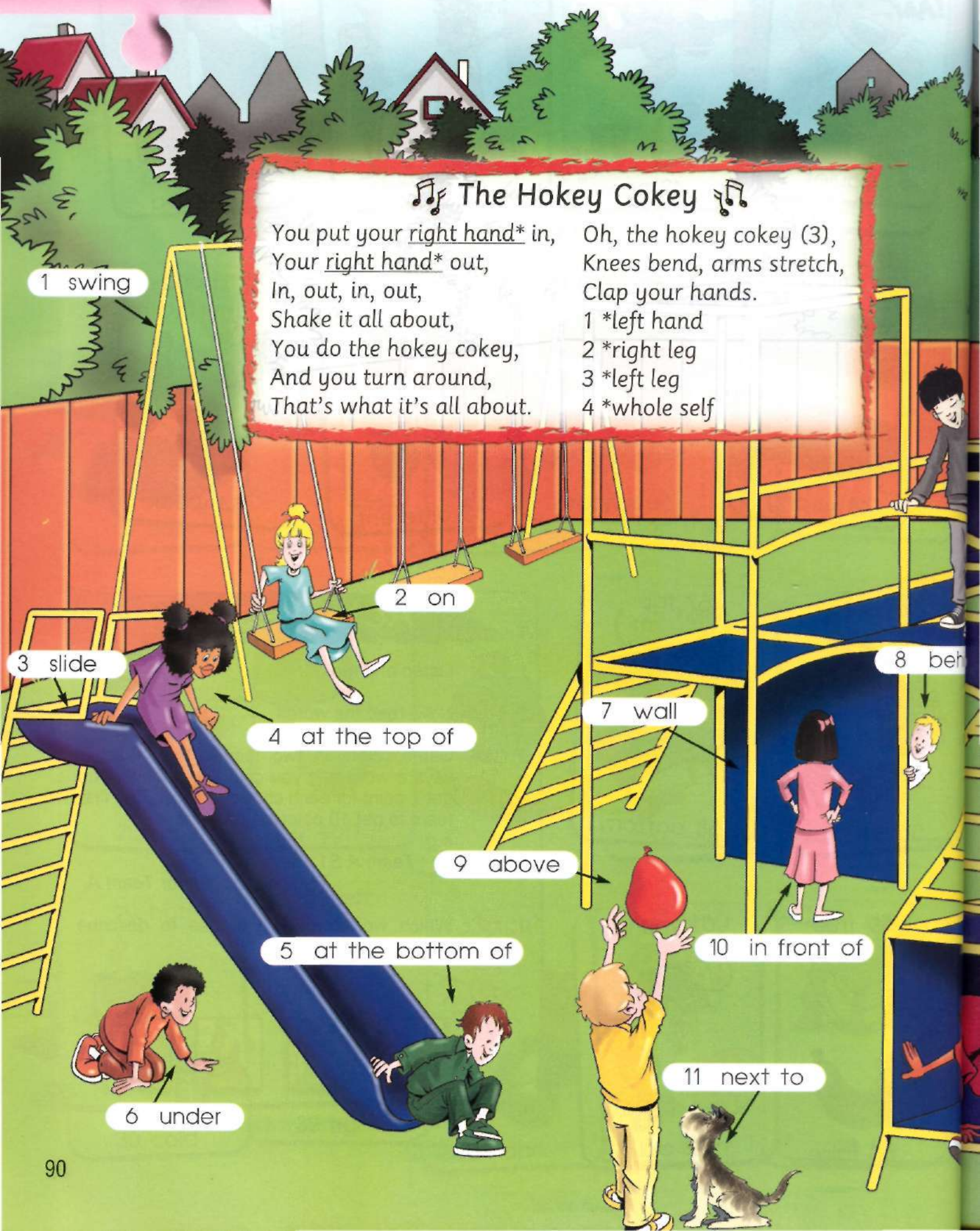


The Hokey Cokey

You put your right hand* in,
Your right hand* out,
In, out, in, out,
Shake it all about,
You do the hokey cokey,
And you turn around,
That's what it's all about.

Oh, the hokey cokey (3),
Knees bend, arms stretch,
Clap your hands.

- 1 *left hand
- 2 *right leg
- 3 *left leg
- 4 *whole self



1 swing

2 on

3 slide

4 at the top of

7 wall

8 behind

9 above





5 at the bottom of

10 in front of


6 under

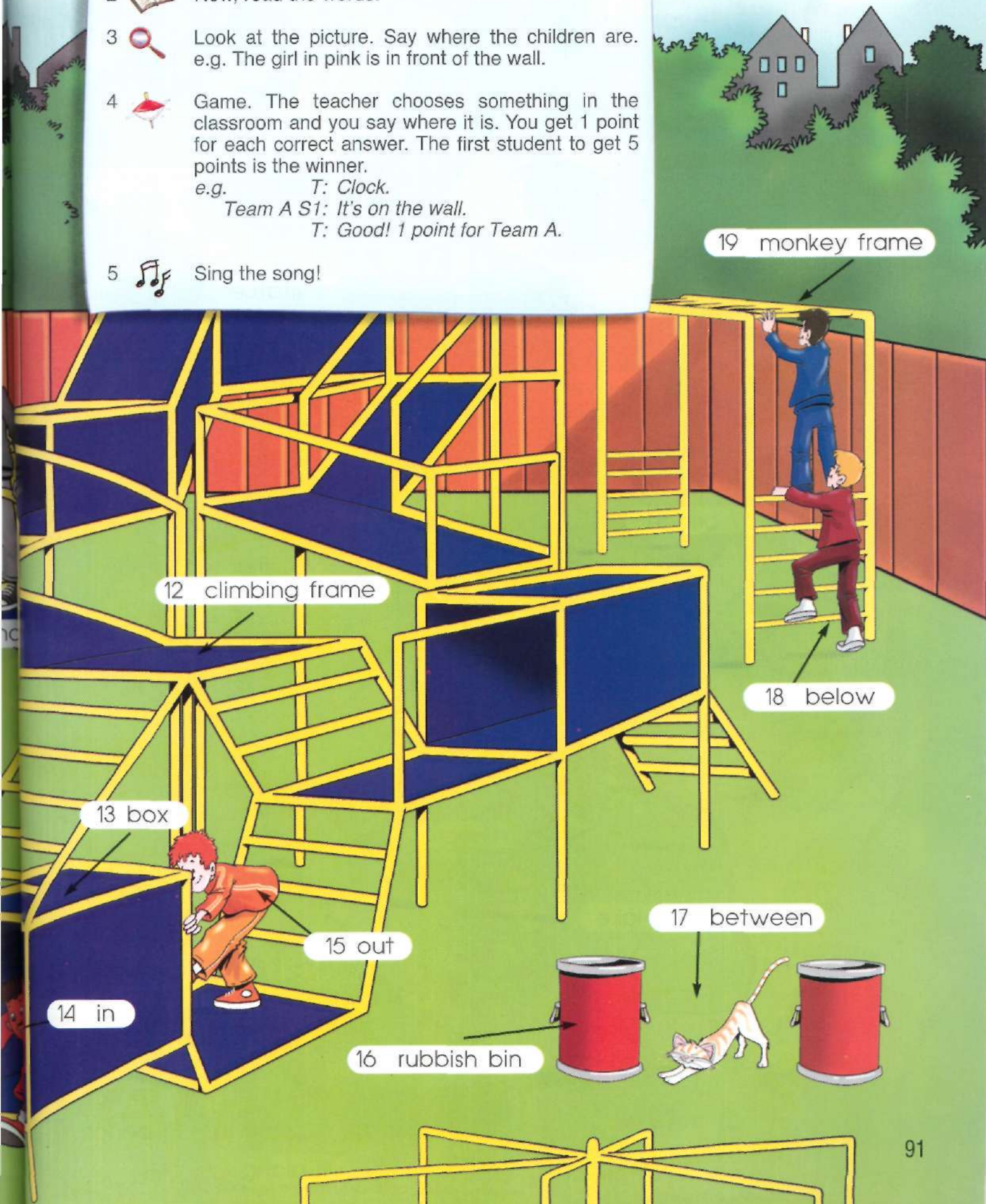
11 next to

Activities


- 1  Listen and repeat.
- 2  Now, read the words.
- 3  Look at the picture. Say where the children are. e.g. The girl in pink is in front of the wall.
- 4  Game. The teacher chooses something in the classroom and you say where it is. You get 1 point for each correct answer. The first student to get 5 points is the winner.

e.g. T: Clock.
Team A S1: It's on the wall.
T: Good! 1 point for Team A.

- 5  Sing the song!



In the Maze



1 entrance

3 well

2 into

4 towards

5 statue

8 over

9 arch

6 past

7 bridge

10 through


11 across

12 lake

14 onto

15 bench





13 along



21 out of
22 exit

16 fountain
17 round

Activities

-  Listen and repeat.
-  Now, read the words.
-  Look at the picture and talk about the children in it. e.g. A boy is going into the maze.
-  Game. Work in two teams. Your teacher chooses a word from the picture. You make a sentence with the word using the correct preposition. You get 1 point for each correct answer. The first team to get 5 points wins.
e.g. T: Bench.
Team A S1: Bruno is jumping onto the bench.
T: Excellent! 1 point for Team A.

18 hill
19 up
20 down

WORDS






A Summer Camp





- | | | |
|----------------|------------------|-------------|
| 1 turn off | 10 brush | 19 stand up |
| 2 lift | 11 clean | 20 drink |
| 3 tie up | 12 sleep | 21 eat |
| 4 get up | 13 dream | 22 open |
| 5 wake up | 14 put away | 23 wash |
| 6 stretch | 15 wash up | 24 mop |
| 7 get dressed | 16 set the table | 25 turn on |
| 8 make the bed | 17 sweep | 26 hang up |
| 9 yawn | 18 sit down | |

Activities

- 1  Listen and repeat.
- 2  Now, read the words.
- 3  Look at the picture. Say what is happening in the dormitory, the kitchen and the bathroom.
e.g. *In the dormitory a man is turning off the light.*
- 4  Game. Work in two teams. Your teacher chooses a verb and mimes it. You guess which verb your teacher is miming. You get 1 point for each correct answer. The first team to get 5 points wins.
e.g. T: *(mimes stretching)*
Team A S1: *Are you waking up?*
T: *No, I'm not.*
Team B S1: *Are you stretching?*
T: *Yes, I am. Good. 1 point for Team B.*
- 5  Sing the song!

The Mulberry bush

Here we go round the mulberry bush,
The mulberry bush, the mulberry bush,
Here we go round the mulberry bush,
On a cold and frosty morning.

This is the way we clean our teeth*,
Clean our teeth*, clean our teeth*,
This is the way we clean our teeth*,
On a cold and frosty morning.

- 1 * comb our hair
- 2 * wash our face

A School Fair





- | | | | | | |
|---|-------|----|---------|----|-------|
| 1 | climb | 9 | wave | 17 | push |
| 2 | cycle | 10 | whisper | 18 | fall |
| 3 | kick | 11 | hug | 19 | laugh |
| 4 | hit | 12 | catch | 20 | drive |
| 5 | fight | 13 | hide | 21 | buy |
| 6 | chase | 14 | dig | 22 | give |
| 7 | throw | 15 | kiss | | |
| 8 | water | 16 | carry | | |





🎵 If you're happy and you know it 🎵


If you're happy and you know it,
Clap your hands (2),
If you're happy and you know it,
Then your face is going to show it,
If you're happy and you know it,
Clap your hands.

















If you're sad and you know it,
Wipe your eyes (2),
If you're sad and you know it,
Then your face is going to show it,
If you're sad and you know it, wipe your eyes.


If you're angry and you know it, stamp your feet (2)
If you're angry and you know it,
Then your face is going to show it,
If you're angry and you know it, stamp your feet.

Activities


-  Listen and repeat.
-  Now, read the words.
-  Look at the picture and say what the people are doing. e.g. *Two boys are cycling.*
-  Game. Work in two teams. Your teacher chooses a verb and mimes it. You guess which verb your teacher is miming. You get 1 point for each correct answer. The first team to get 5 points wins.
e.g. T: (mimes waving)
Team A S1: Are you throwing something?
T: No, I'm not.
Team B S1: Are you waving?
T: Yes, I am. Good. 1 point for Team B.

-  Sing the song!






- 1  cap
- 2  sunglasses
- 3  sunscreen
- 4  beach umbrella
- 5  beach mat
- 6  deckchair
- 7  cooler
- 8  beach ball
- 9  beach volley
- 10  bucket
- 11  spade
- 12  sandcastle
- 13  armbands
- 14  rubber ring
- 15  rubber dinghy
- 16  diving mask



- 17  snorkel
- 18  goggles
- 19  flippers
- 20  lifeguard
- 21  surfboard



Activities

- 1  Listen and repeat.
- 2  Now, read the words.
- 3  What do you like to do when you go to the beach?
- 4  Look at the picture. What are the people doing?
e.g. *A boy is windsurfing.*
- 5  Game. A student chooses something in the picture. He/She helps the class find it by giving the first letter of the word. You get 1 point for each correct answer. The first student to get 5 points is the winner.
e.g. *S1: I spy with my little eye something beginning with c.*
S2: Is it a cap?
S1: Yes.
T: Good. 1 point for ...




22  waves

23  sand

24  shell





25  pebbles



26  rock



- 1 At the zoo
- 2 information desk
- 3 zookeeper

Activities

-  Listen and repeat.
-  Now, read the words.
-  Where do you like to go in your leisure time? How often do you go there?
-  Game. Work in two teams. Your teacher says what he/ she can see. You guess where he/she is. You get 1 point for each correct answer. The first team to get 6 points wins.
e.g. T: I can see dodgems.
Where am I?
Team A S1: At the funfair.
T: Good! 1 point for Team A.



4 At a sports event

5 team

6 fans

7 At the theatre

8 play

9 stage

10 audience

11 At an exhibition

12 painting

13 sculpture

14 At the natural science museum

15 dinosaur

16 exhibit

17 At the ballet

18 dancers

19 orchestra

20 conductor

21 At the cinema

22 film

23 screen

24 usher

25 At the funfair

26 roller-coaster

27 merry-go-round

28 big wheel

29 candyfloss

30 dodgems

Home Entertainment

1 TV PROGRAMMES




2 cartoon



3 children's programme



4 comedy



5 documentary



6 game show



7 the news



8 sitcom




9 soap opera



10 talk show

11 remote control



12 TV guide

13 FILMS



14 adventure




15 horror



16 mystery



17 western



19 science fiction



18 romance

20 RADIO PROGRAMMES



21 interview







22 music



23 the news

Activities

- 1  Listen and repeat.
- 2  Now, read the words.
- 3  What kind of TV programmes/films do you like to watch? What kind of radio programmes do you like to listen to?
- 4  Memory game. Work in two teams. Look at the picture for two minutes, then close your books. How many TV/radio programmes and films can you remember? The team that can remember the most wins.
e.g. T: OK, Team A, what TV programmes can you remember?
Team A S1: Comedy and sitcom.
T: Good! 2 points for Team A.

Fairy Tales

CHARACTERS





- 1  king
- 2  queen
- 3  prince
- 4  princess
- 5  knight
- 6  pirate
- 7  fairy
- 8  genie
- 9  mermaid
- 10  witch
- 11  wizard
- 12  vampire
- 13  giant
- 14  monster
- 15  dragon
- 16  ghost
- 17  alien



PLACES AND THINGS

- 18  castle
- 19  moat
- 20  crown
- 21  armour
- 22  shield
- 23  sword
- 24  broomstick
- 25  wand
- 26  cauldron

Activities

- 1  Listen and repeat.
- 2  Now, read the words.
- 3  Game. A student chooses something in the picture. He/She helps the class find it by giving the first letter of the word. You get 1 point for each correct answer. The first student to get 5 points is the winner.
e.g. S1: I spy with my little eyes something beginning with **m**.
S2: Is it a mermaid?
S1: Yes.
T: Good. 1 point for ...
- 4  Sing the song!

Sleeping Beauty

- 1 There was a princess long ago,
Long ago, long ago.
There was a princess long ago,
Long ago.
- 2 And she lived in a tall white castle,
Tall white castle, tall white castle,
And she lived in a tall white castle,
Tall white castle.
- 3 One day a bad queen cast a spell ...
- 4 The princess slept for a hundred years ...
- 5 A big green forest grew around ...
- 6 A handsome prince came riding by ...
- 7 He cut the trees down with his sword ...
- 8 He kissed her hand to wake her up ...
- 9 So everybody's happy now ...

27  lamp

28  treasure

29  skeleton

30  spaceship

Word list

THE BASICS

The Alphabet (p. 6-7)

alphabet /ælfəbet/
and /ænd/
apple /æp^{əl}/
ball /bɔ:l/
box /bɒks/
capital letters /kæpɪt^{əl} letə'z/
cat /kæt/
consonants /kɒnsənənts/
doll /dɒl/
egg /eg/
frog /frɒg/
glass /glɑ:s/
hat /hæt/
igloo /ɪgloo/
jam /dʒæm/
kite /kaɪt/
lamb /læm/
letters /letə'z/
man /mæn/
net /net/
onion /ˈɒnjən/
pen /pen/
queen /kwi:n/
ring /rɪŋ/
small letters /smɔ:l letə'z/
song /sɒŋ/
star /stɑː/
train /treɪn/
umbrella /ʌmbrelə/
van /væn/
vowels /vaʊəlz/
watch /wɒtʃ/
words /wɜːdz/
yacht /jɒt/
zoo /zuː/

Numbers (p. 8-9)

a hundred /ə ˈhʌndrəd/
cardinals /kɑːdɪnəlz/
divided by /dɪvaɪdɪd baɪ/
eight /eɪt/
eighteen /eɪtɪn/
eighth /eɪtθ/
eighty /eɪti/
eleven /ɪlevən/
eleventh /ɪlevənθ/

equals /ɪkwəlz/
even numbers /ɪvən nʌmbə'z/
fifteen /fɪftɪn/
fifth /fɪfθ/
fifty /fɪfti/
finish /fɪnɪʃ/
first /fɜːst/
five /faɪv/
forty /fɔːti/
four /foː/
fourteen /foːtɪn/
fourteenth /foːtɪnθ/
fourth /foːθ/
minus /maɪnəs/
nine /naɪn/
nineteen /naɪntɪn/
ninety /naɪnti/
ninth /naɪnθ/
numbers /nʌmbə'z/
odd numbers /ɒd nʌmbə'z/
one /wʌn/
ordinals /ɔːdnəlz/
plus /plʌs/
second /sekənd/
seven /sevən/
seventeen /sevənɪn/
seventh /sevənθ/
seventy /sevənti/
six /sɪks/
sixteen /sɪkstɪn/
sixth /sɪksθ/
sixty /sɪksti/
ten /ten/
tenth /tenθ/
third /θɜːd/
thirteen /θɜːtɪn/
thirteenth /θɜːtɪnθ/
thirty /θɜːti/
three /θriː/
times /taɪmz/
twelfth /twelfθ/
twelve /twelv/
twenty /twenti/
twenty-one /twenti-wʌn/
two /tuː/

Colours (p. 10-11)

black /blæk/
brown /braʊn/
colours /kʌlə'z/

dark blue /dɑːk bluː/
green /grɪn/
grey /greɪ/
light blue /laɪt bluː/
orange /ɒrɪndʒ/
pink /pɪŋk/
purple /pɜːp^{əl}/
red /red/
white /ˈwaɪt/
yellow /jeləʊ/

PEOPLE

Describing People (p. 12-13)

bald /bɔːld/
beard /bɪəd/
black /blæk/
blond(e) /blɒnd/
brown /braʊn/
cheek /tʃiːk/
chin /tʃɪn/
curly /kɜːli/
dimple /dɪmp^{əl}/
ear /ɪə/
eye /aɪ/
eyebrow /aɪbraʊ/
eyelashes /aɪləʃɪz/
eyelid /aɪlɪd/
fair /feə/
forehead /foːhed/
freckles /frek^əlz/
fringe /frɪndʒ/
ginger /dʒɪndʒə/
grey /greɪ/
hair /heə/
jaw /dʒɔː/
lips /lɪps/
long /lɒŋ/
moustache /məʊstɑːʃ/
mouth /maʊθ/
nose /noʊz/
nostril /nɒstriːl/
pupil /pjuːpl/
short /ʃɔːt/
straight /streɪt/
teeth /tiːθ/
the face /ðə feɪs/
tongue /tʌŋ/

wavy /weɪvi/
wrinkles /rɪŋkəlz/

The Body (p. 14-15)

ankle /æŋkəl/
arm /ɑːm/
armpit /ɑːmptɪ/
back /bæk/
body /bɒdi/
calf /kɑːf/
chest /tʃest/
elbow /elbəʊ/
finger /fɪŋgə/
fingernail /fɪŋgəˈneɪl/
foot /fʊt/
hand /hænd/
head /hed/
heel /hiːl/
hip /hɪp/
knee /niː/
knuckle /ˈnʌkəl/
leg /leg/
neck /nek/
palm /pɑːm/
shin /ʃɪn/
shoulder /ʃoʊldə/
stomach /stʌmək/
thigh /θaɪ/
thumb /θʌm/
toenail /toʊneɪl/
toes /toʊz/
waist /weɪst/
wrist /rɪst/

Clothes I (p. 16-17)

a pair of boots /ə piː əv buːts/
a pair of high-heeled shoes /ə piː əv haɪ-hiːld ʃuːz/
a pair of shoes /ə piː əv ʃuːz/
a pair of trousers /ə piː əv traʊzəz/
belt /belt/
blouse /blaʊz/
bracelet /breɪslɪt/
clothes /kloʊðz/
dress /dres/
dressing gown /dresɪŋ gaʊn/
earrings /ɪərɪŋz/
glasses /glɑːsɪz/

handbag /hændbæg/
hat /hæt/
jacket /dʒækɪt/
necklace /neɪklɪs/
ring /rɪŋ/
shirt /ʃɜːt/
skirt /skɜːt/
suit /suːt/
tie /taɪ/

Clothes II (p. 18-19)

a pair of dungarees /ə piː əv dʌŋgəriːz/
a pair of jeans /ə piː əv dʒiːnz/
a pair of shorts /ə piː əv ʃɔːts/
a pair of socks /ə piː əv sɒks/
a pair of trainers /ə piː əv treɪnəɪz/
a pair of wellingtons /ə piː əv welɪŋtənz/
cardigan /kɑːdɪgən/
gloves /glɒvz/
jumper /dʒʌmpə/
leggings /legɪŋz/
nightie /naɪti/
pyjamas /pɪdʒəməz/
raincoat /reɪnkəʊt/
scarf /skɑːf/
sweatshirt /swetʃɜːt/
swimming trunks /swɪmɪŋ trʌŋks/
tracksuit /træksuːt/
T-shirt /tiːʃɜːt/
vest /vest/

Ben and Vicky's Family (p. 20-21)

adult /ædʌlt/
aunt /aʊnt/
baby /beɪbi/
brother /brʌðə/
child /tʃaɪld/
children /tʃɪldrən/
cousin /kaʊzən/
dad /dæd/
daughter /dɔːtə/
family /fæməli/
family tree /fæməli triː/
grandchildren /græntʃɪldrən/
granddaughter /grændɔːtə/
grandma /grænmə/
grandpa /grænpɑː/
grandparents /grænpæərənts/
grandson /grænsʌn/
married /mæriɪd/
middle-aged person /mɪdʒl-æɪdʒd psɜːsən/
mum /mʌm/
nephew /nefjuː/
niece /niːs/
parents /peərənts/
senior citizen /sɪnjəː sɪtɪzən/
single /sɪŋgəl/
sister /sɪstə/
son /sʌn/
teenager /tiːnædʒə/
toddler /tɒdlə/
uncle /ʌŋkəl/
young adult /jʌŋ ædʌlt/

HOME

On the Outside (p. 22-23)

aerial /æəriəl/
balcony /bælkəni/
basement /beɪsmənt/
block of flats /blɒk əv flæts/
camper van /kæmpə væn/
castle /kɑːsl/
cave /keɪv/
chimney /tʃɪmni/
cottage /kɒtɪdʒ/
detached house /dɪtætʃt haʊs/
driveway /draɪvweɪ/
fence /fens/
floor /flɔː/
flowerbed /flaʊəˈbed/
French window /frentʃ wɪndəʊ/
front door /frʌnt dɔː/
garage /gɑːdʒn/
garden /gɑːdn/
gate /geɪt/
greenhouse /grɪnhaʊs/
ground floor /graʊnd flɔː/
houseboat /haʊsboot/
igloo /ɪgloo/
letter box /letə bɒks/
lighthouse /laɪthaʊs/
patio /pætiəʊ/

Word list

roof /ru:f/
semi-detached houses /semi-
dɪtætʃt haʊzɪz/
skyscraper /skaɪskreɪpə/
step /step/
tent /tent/
terraced houses /terɪst haʊzɪz/
types of homes /taɪps əv hoʊmz/
villa /vɪlə/
wall /wɔ:l/
wigwam /wɪgwæm/
window /wɪndəʊ/
windowsill /wɪndəʊsɪl/

In the Inside I (p. 24-25)

armchair /ɑːm'tʃeə/
bin /bɪn/
CD /si: di:/
CD player /si: di: pleɪə/
chair /tʃeə/
clock /klɒk/
coffee table /kɒfi teɪbəl/
cooker /kʊkə/
cupboard /kʌbəd/
curtain /kɜːtɪn/
cushion /kʊʃən/
dishwasher /dɪʃwɒʃə/
door /dɔː/
fireplace /faɪəpleɪs/
freezer /friːzə/
fridge /frɪdʒ/
iron /aɪən/
ironing board /aɪə'nɪŋ bɔːd/
kettle /ketl/
kitchen /kɪtʃɪn/
lamp /læmp/
living room /lɪvɪŋ ru:m/
microwave /maɪkroʊweɪv/
oven /ʌvən/
photograph /fəʊtəgrɑ:f/
picture /pɪktʃə/
rug /rʌg/
sink /sɪŋk/
sofa /səʊfə/
table /teɪbəl/
telephone /telɪfəʊn/
television /telɪvɪʒən/
toaster /təʊstə/
TV /ti: vi:/
vacuum cleaner /vækju:m kli:nə/

vase /vɑ:z/
video cassette /vɪdɪəʊ kaset/
video recorder /vɪdɪəʊ rɪkɔːdə/
washing machine /wɒʃɪŋ məʃɪn/

In the Inside II (p. 26-27)

a bar of soap /ə bɑː əv səʊp/
a bottle of shampoo /ə bɒtl əv
ʃæmpuː/

a roll of toilet paper /ə rəʊl əv
tɔɪlət peɪpə/
a tube of toothpaste /ə tjʊb əv
tu:θpeɪst/

bath /bɑ:θ/
bathmat /bɑ:θmæt/
bathroom /bɑ:θru:m/
bed /bed/
bedroom /bedru:m/
bedside table /bedsaɪd teɪbəl/
blanket /blæŋkɪt/
bookcase /bʊkkeɪs/
brush /brʌʃ/
carpet /kɑːpɪt/
chair /tʃeə/
comb /kəʊm/
desk /desk/
drawer /drɔːə/
duvet /duvet/
floor /flɔː/
mirror /mɪrə/
pillow /pɪləʊ/
plug /plʌg/
sheets /ʃi:ts/
shower /ʃaʊə/
sponge /sprʌŋdʒ/
tap /tæp/
toilet /tɔɪlət/
toothbrush /tu:θbrʌʃ/
towel /taʊəl/
wardrobe /wɔːdrəʊb/
washbasin /wɒʃbeɪsɪn/

In the Garden (p. 28-29)

animals /ænɪməlz/
bat /bæt/
bee /bi:/
bird /bɜːd/
bird table /bɜːd teɪbəl/

branch /brɑ:ntʃ/
butterfly /bʌtlə'flaɪ/
caterpillar /kætə'pɪlə/
centipede /sentɪpɪd/
daffodil /dæfədɪl/
fox /fɒks/
frog /frɒg/
garden /gɑːdən/
garden table /gɑːdən teɪbəl/
grass /grɑ:s/
hedgehog /hedʒhɒg/
hosepipe /həʊzpaɪp/
ladder /lædə/
leaf /li:f/
mole /məʊl/
nettle /netl/
padding pool /pædɪŋ pu:l/
path /pɑ:θ/
patio /pætiəʊ/
plant pot /plɑ:nt pɒt/
plants /plɑ:nts/
rose /rəʊz/
snail /sneɪl/
things /θɪŋz/
tree house /tri: haʊs/
tree trunk /tri: trʌŋk/
trees /tri:z/
watering can /wɔːtə'ɪŋ kæn/
worm /wɜːm/

FOOD

At the Supermarket (p. 30-31)

apple /æpəl/
aubergine /əʊbə'ʒɪn/
banana /bə'nɑ:nə/
broccoli /brɒkəli/
butter /bʌtlə/
cabbage /kæbɪdʒ/
carrot /kærət/
cauliflower /kɔ:lɪflaʊə/
celery /seləri/
cheese /tʃi:z/
cherries /tʃerɪz/
chicken /tʃɪkɪn/
coconut /kəʊkənʌt/
cod /kɒd/
courgette /kʊə'ʒet/

cream /kri:m/
 cucumber /kju:kʌmbəʹ/
 dairy products /deəri prɒdʌkts/
 eggs /egz/
 fish /fɪʃ/
 fruit /fru:t/
 grapefruit /greɪpfru:t/
 grapes /greɪps/
 lamb /læm/
 lemon /lemən/
 lettuce /letɪs/
 margarine /mɑ:ˈdʒerɪn/
 meat /mi:t/
 milk /mɪlk/
 mushroom /mʌʃru:m/
 onion /ʌnjən/
 orange /brɪndʒ/
 peach /pi:tʃ/
 pear /peəʹ/
 pepper /pepeʹ/
 pineapple /paɪnæpəʹl/
 plum /plʌm/
 potato /pəteɪtəʹ/
 salmon /sæmən/
 steak /steɪk/
 strawberry /strɔ:bri/
 supermarket /su:pəˈmɑ:kɪt/
 tangerine /tændʒerɪn/
 tomato /təmətəʹ/
 tuna /tu:nə/
 vegetables /vedʒtəbʹlɪz/
 watermelon /wɔ:təˈmelen/
 yogurt /jɒgəʹt/

In the Kitchen (p. 32-33)

bake /beɪk/
 boil /bɔɪl/
 bottle /bɒtəʹl/
 bowl /bəʊl/
 breakfast /brekfəst/
 chop /tʃɒp/
 cooking words /kəkiŋ wɔ:ˈdʒ/
 cup /kʌp/
 dinner /dɪnəʹ/
 flour /flaʊəʹ/
 fork /fɔ:k/
 fry /fraɪ/
 frying pan /fraɪɪŋ pæn/
 glass /glɑ:s/
 jar /dʒɑ:ʹ/

jug /dʒʌg/
 kitchen /kɪtʃɪn/
 knife /naɪf/
 lunch /lʌntʃ/
 meals /mi:lz/
 mug /mʌg/
 napkin /næpkɪn/
 objects /ɒbdʒɪkts/
 olive oil /ɒlɪv oɪl/
 pepper /pepeʹ/
 plate /pleɪt/
 pour /pɔ:ʹ/
 salt /sɔ:lt/
 saucepan /sɔ:spən/
 saucer /sɔ:səʹ/
 slice /slaɪs/
 spices /speɪsɪz/
 spoon /spu:n/
 stir /stɜ:ʹ/
 straw /strɔ:ʹ/
 sugar /ʃʊgəʹ/
 tablecloth /teɪbəˈklɒθ/
 teapot /ti:pɒt/
 the basics /ðə beɪsɪks/
 tray /treɪ/
 vinegar /vɪnɪgəʹ/

A Party (p. 34-35)

baked potato /beɪkt pəteɪtəʹ/
 barbecue /bɑ:bɪkjʊ:ʹ/
 birthday cake /bɜ:θdeɪ keɪk/
 biscuits /bɪskɪt/
 burger /bɜ:gəʹ/
 chips /tʃɪps/
 coffee /kɒfi/
 coke /kəʊk/
 crisps /krɪspz/
 desserts /dɪzə:ts/
 drinks /drɪŋks/
 jelly /dʒeli/
 juice /dʒu:s/
 lemonade /leməneɪd/
 milkshake /mɪlkʃeɪk/
 party snacks /pɑ:ti snæks/
 pasta /pæstə/
 peanuts /pi:nʌts/
 pizza /pɪtsə/
 popcorn /pɒpkɔ:n/
 roast chicken /rəʊst tʃɪkɪn/
 salad /sæləd/

sandwich /sænwɪdʒ/
 sweets /swi:tɪz/
 tea /ti:/
 water /wɔ:təʹ/

TIME

What's the time? (p. 36-37)

a.m. /eɪ em/
 clock /klɒk/
 clock face /klɒk feɪs/
 day /deɪ/
 five past one /faɪv pɑ:st wʌn/
 five to two /faɪv tə tu:/
 half past one /hɑ:f pɑ:st wʌn/
 hands /hændz/
 midday /mɪddeɪ/
 midnight /mɪdnaɪt/
 night /naɪt/
 one o'clock /wʌn əklɒk/
 p.m. /pi: em/
 (a) quarter past one /kwɔ:təʹ pɑ:st wʌn/
 (a) quarter to two /kwɔ:təʹ tə tu:/
 ten past one /ten pɑ:st wʌn/
 ten to two /ten tə tu:/
 time /taɪm/
 twenty five past one /twenti faɪv pɑ:st wʌn/
 twenty five to two /twenti faɪv tə tu:/
 twenty past one /twenti pɑ:st wʌn/
 twenty to two /twenti tə tu:/
 watch /wɒtʃ/

Days and Dates (p. 38-39)

(in the) afternoon /ɑ:ftəˈnu:n/
 date /deɪt/
 dates /deɪts/
 days /deɪz/
 eighteenth /eɪtɪnθ/
 (in the) evening /ɪˈvɪnɪŋ/
 fifteenth /fɪfti:nθ/
 fortnight /fɔ:tnaɪt/
 Friday /fraɪdeɪ/
 Monday /mʌndeɪ/

Word list

(in the) morning /mə'ɔ:nɪŋ/
(at) night /naɪt/
nineteenth /naɪn'ti:ntənθ/
Saturday /sætə'deɪ/
seventeenth /sev'n'ti:ntənθ/
sixteenth /sɪks'ti:ntənθ/
Sunday /sʌndeɪ/
thirtieth /θɜ:'ti:θ/
thirty-first /θɜ:'ti-fɜ:'st/
Thursday /θɜ:'zdeɪ/
today /tə'deɪ/
tomorrow /tə'mɒrəʊ/
Tuesday /tju:zdeɪ/
twentieth /twenti:θ/
twenty-eighth /twenti-eɪtθ/
twenty-fifth /twenti-fɪfθ/
twenty-first /twenti-fɜ:'st/
twenty-fourth /twenti-fɔ:'θ/
twenty-ninth /twenti-naɪnθ/
twenty-second /twenti-sekənd/
twenty-seventh /twenti-sev'nθ/
twenty-sixth /twenti-sɪksθ/
twenty-third /twenti-θɜ:'d/
Wednesday /wenzdeɪ/
week /wi:k/
weekdays /wɪkdeɪz/
weekend /wɪkend/
yesterday /jestə'deɪ/

The Year (p. 40-41)

April /eɪprəl/
Aquarius /əkweəriəs/
Aries /eəri:z/
August /ɔ:ɡest/
Autumn /ɔ:təm/
Cancer /kænsə'
Capricorn /kæprɪkɔ:n/
century /sen'tʃəri/
decade /dekeɪd/
December /dɪsembə'
February /febjuəri/
Gemini /dʒemɪnaɪ/
January /dʒænjuəri/
July /dʒulaɪ/
June /dʒu:n/
leap year /li:p jɜ:'/
Leo /li:ə/
Libra /lɪbrə/
March /mɑ:tʃ/

May /meɪ/
millennium /mɪlɪniəm/
months /mʌnθs/
November /noʊvembə'
October /ɒktoʊbə'
Pisces /paɪsɪz/
Sagittarius /sædʒɪ'teəriəs/
Scorpio /skɔ:'pi:əʊ/
seasons /si:zənz/
September /septembə'
signs of the zodiac /saɪnz əv ðə
zəʊdiæk/
Spring /sprɪŋ/
Summer /sʌmə'
Taurus /tɔ:rəs/
time /taɪm/
Virgo /vɜ:'ɡoʊ/
Winter /wɪntə'
year /jɜ:'/

SCHOOL

My School (p. 42-43)

answer /'ɑ:nsə'
Art /ɑ:t/
ask /ɑ:sk/
changing rooms /tʃeɪndʒɪŋ ru:mz/
circle /sɜ:'kəl/
classroom /klɑ:sru:m/
computer room /kəm'pjʊ:tə' ru:m/
education /edʒəkeɪʃən/
English /ɪŋɡlɪʃ/
Geography /dʒɪə'ɡræfi/
gym /dʒɪm/
hall /hɔ:l/
History /hɪstəri/
Languages /læŋɡwɪdʒɪz/
library /laɪbrəri/
listen /lɪs'n/
look /lʊk/
Maths /mæθs/
Music /mju:zɪk/
nursery school /nɜ:'səri sku:l/
Physical Education (PE) /fɪzɪkəl
edʒəkeɪʃən/
play /pleɪ/
playground /pleɪgraʊnd/
playing field /pleɪɪŋ fi:ld/
primary school /praɪməri sku:l/

read /ri:d/
rectangle /rektæŋɡl/
school /sku:l/
Science /saɪəns/
science laboratory /saɪəns
ləbɔ'retri/
secondary school /sekəndri sku:l/
shapes /ʃeɪps/
sing /sɪŋ/
speak /spi:k/
square /skweə'
staff room /stɑ:f ru:m/
subjects /sʌbdʒɪkts/
think /θɪŋk/
triangle /traɪæŋɡl/
verbs /vɜ:'bz/
write /raɪt/

Ben's Classroom (p. 44-45)

bell /bel/
board /bɔ:d/
bookcase /bʊkkeɪs/
calculator /kælkjʊleɪtə'
chalk /tʃɔ:k/
classroom /klɑ:sru:m/
coloured pencils /kə'lɔəd penslz/
computer /kəm'pjʊ:tə'
crayons /kreɪnz/
desk /desk/
drawing pin /drɔ:ɪŋ pɪn/
globe /ɡləʊb/
glue /ɡlu:
lunch box /lʌntʃ bɒks/
map /mæp/
notebook /noʊtbʊk/
noticeboard /noʊtɪsbɔ:d/
paint /peɪnt/
paintbrush /peɪntbrʌʃ/
paper /peɪpə'
paper clip /peɪpə' klɪp/
pen /pen/
pencil /pensl/
pencil case /pensl keɪs/
pencil sharpener /pensl ʃɑ:pne'
poster /pəʊstə'
pupil /pju:pəl/
rubber /rʌbə'
ruler /ru:lə'
schoolbag /sku:l bæɡ/
scissors /saɪzə'z/

shelf /ʃelf/
 sticky tape /stɪki teɪp/
 teacher /ˈti:tʃə/
 textbook /ˈtekstbʊk/

In the Computer Room (p. 46-47)

CD /si di/
 CD drive /si di draɪv/
 CD recorder /si di rɪkɔːdə/
 CD-ROM /si di rɒm/
 CD-ROM drive /si di rɒm draɪv/
 computer room /kəmˈpjʊtə rʊm/
 disk drive /disk draɪv/
 e-mail /i:məl/
 floppy disk /flɒpi disk/
 keyboard /ˈki:bɔːd/
 modem /mɒdəm/
 mouse /maʊs/
 mouse pad /maʊs pæd/
 plug /plʌg/
 power switch /paʊə swɪtʃ/
 printer /ˈprɪntə/
 printout /ˈprɪntaʊt/
 screen /skri:n/
 speaker /ˈspi:kə/
 tower /taʊə/
 wire /waɪə/

The Music Room (p. 48-49)

band /bænd/
 brass instruments /brɑːs
 instrəmənts/
 cello /ˈtʃeləʊ/
 choir /kwaɪə/
 clarinet /ˈklærɪnet/
 cymbals /ˈsɪmbəlz/
 double bass /ˈdʌbl bæs/
 drums /drʌmz/
 flute /flʊt/
 guitar /ˈɡɪtɑː/
 harmonica /ˈhɑːmɒnɪkə/
 harp /hɑːp/
 keyboard instruments /ˈki:bɔːd
 instrəmənts/
 music room /ˈmju:zɪk rʊm/
 music stand /ˈmju:zɪk stænd/
 musical instruments /ˈmju:zɪkəl
 instrəmənts/

note /nəʊt/
 percussion instruments /pəˈkʌʃən
 instrəmənts/
 piano /ˈpi:ənəʊ/
 recorder /rɪkɔːdə/
 saxophone /sæksəfəʊn/
 string instruments /strɪŋ
 instrəmənts/
 synthesizer /ˈsɪnθesaɪzə/
 tambourine /tæmbəreɪn/
 triangle /ˈtraɪæŋɡl̩/
 trombone /ˈtrɒmbəʊn/
 trumpet /ˈtrʌmpɪt/
 violin /ˈvaɪəlɪn/
 wind instruments /wɪnd
 instrəmənts/
 xylophone /ˈzaɪləfəʊn/

Jobs (p. 50-51)

actor /æktə/
 actress /æktres/
 architect /ɑːˈkɪtekt/
 artist /ɑːtɪst/
 astronaut /æstrənɔːt/
 builder /ˈbɪldə/
 dancer /ˈdɑːnsə/
 dentist /ˈdentɪst/
 doctor /ˈdɒktə/
 electrician /ˌɪlektɹɪˈʃn/
 fire fighter /ˈfaɪə ˈfaɪtə/
 gardener /ˈɡɑːdənə/
 jobs /dʒɒbz/
 journalist /ˈdʒɜːnəlɪst/
 mechanic /ˈmɪkænɪk/
 musician /ˈmju:zɪˈʃn/
 nurse /nɜːs/
 photographer /ˈfɒtəɡrəfə/
 pilot /ˈpaɪlət/
 plumber /ˈplʌmə/
 police officer /pəˈliːs ɒfɪsə/
 postal worker /ˈpəʊstəl wɜːkə/
 sailor /ˈseɪlə/
 secretary /ˈsekreteri/
 singer /ˈsɪŋə/
 soldier /ˈsəʊldʒə/
 vet /vet/

ACTIVITIES

Indoor Hobbies (p. 52-53)

autographs /ˌɔːtəɡrɑːfs/
 board game /bɔːd ɡeɪm/
 (a) book /bʊk/
 cards /kɑːdz/
 (to a) cassette /kæset/
 (to a) CD /st di/
 chess /tʃes/
 coins /kɔɪnz/
 collecting /kəlektɪŋ/
 (a) comic /kɒmɪk/
 completing a jigsaw /kəmˈplɪtɪŋ ə
 dʒɪɡsɔː/
 (on the) computer /kəmˈpjʊtə/
 (a) computer game /kəmˈpjʊtə
 ɡeɪm/
 construction blocks /kənˈstrʌkʃən
 blɒks/
 doll's house /dɒlz haʊs/
 drawing a picture /draʊŋ ə ˈpɪktʃə/
 hobbies /hɒbɪz/
 (a) letter /ˈlete/
 listening /lɪsənɪŋ/
 making models /ˈmeɪkɪŋ mɒdʰlz/
 (to) music /ˈmju:zɪk/
 (a) musical instrument /ˈmju:zɪkəl
 ɪnstrəmənt/
 painting /ˈpeɪntɪŋ/
 playing /ˈpleɪŋ/
 (a) postcard /ˈpəʊstkɑːd/
 racing car /ˈreɪsɪŋ kɑː/
 (to the) radio /ˈreɪdɪəʊ/
 reading /ˈriːdɪŋ/
 stamps /stæmps/
 teddy bear /ˈledi beə/
 television /ˈtelvɪʒən/
 (with a) toy /tɔɪ/
 toys /tɔɪz/
 train set /ˈtreɪn set/
 (a) video /ˈvɪdɪəʊ/
 watching /ˈwɒtʃɪŋ/
 writing /ˈraɪtɪŋ/

At the Park (p. 54-55)

baseball /ˈbeɪsbɔːl/
 baseball bat /ˈbeɪsbɔːl bæɪt/
 bench /benʃ/

Word list

bike /baɪk/
climbing frame /klaɪmɪŋ freɪm/
cycling /saɪklɪŋ/
football /fʊtbɔːl/
football pitch /fʊtbɔːl pɪtʃ/
go cycling /gəʊ saɪklɪŋ/
go on the climbing frame /gəʊ ən ðə klaɪmɪŋ freɪm/
go on the roundabout /gəʊ ən ðə raʊndəbaʊt/
go on the see-saw /gəʊ ən ðə siːsɔː/
go on the slide /gəʊ ən ðə slaɪd/
go on the swing /gəʊ ən ðə swɪŋ/
go rollerblading /gəʊ rɒləˈbleɪdɪŋ/
go skateboarding /gəʊ skeɪtbɔːrdɪŋ/
go skipping /gəʊ skɪpɪŋ/
goal /gəʊl/
have a picnic /həv ə pɪknɪk/
have a sandwich /həv ə sænwɪdʒ/
have an ice-cream /həv ən aɪs-kriːm/
hopscotch /hɒpskɒtʃ/
ice-cream van /aɪs-kriːm væn/
juggler /dʒʌɡlə/
litter bin /lɪtə bɪn/
park /pɑːk/
picnic table /pɪknɪk teɪbəl/
play baseball /pleɪ beɪsbɔːl/
play football /pleɪ fʊtbɔːl/
play hopscotch /pleɪ hɒpskɒtʃ/
play in the sandpit /pleɪ ɪn ðə sændpɪt/
play tennis /pleɪ tenɪs/
playground /pleɪgraʊnd/
rollerblades /rɒləˈbleɪdɪz/
rollerblading /rɒləˈbleɪdɪŋ/
roundabout /raʊndəbaʊt/
sandpit /sændpɪt/
see-saw /siːsɔː/
skipping /skɪpɪŋ/
skipping rope /skɪpɪŋ rəʊp/
slide /slaɪd/
swing /swɪŋ/
tennis /tenɪs/
tennis court /tenɪs kɔːt/
tennis racquet /tenɪs ræktɪ/

At the Sports Centre (p. 56-57)

archery /ɑːtʃəri/
armbands /ɑːmbændz/
arrow /æroʊ/
badminton /bædmɪntən/
ball /bɔːl/
bars /bɑːz/
basketball /bɑːskɪtbɔːl/
basketball court /bɑːskɪtbɔːl kɔːt/
basketball hoop /bɑːskɪtbɔːl huːp/
bat /bæt/
beam /biːm/
belt /belt/
bow /bəʊ/
diving /daɪvɪŋ/
diving board /daɪvɪŋ bɔːrd/
do archery /duː ɑːtʃəri/
do fencing /duː fensɪŋ/
do gymnastics /duː dʒɪmnæstɪks/
do martial arts /duː mɑːtʃəl ɑːts/
fencing /fensɪŋ/
foil /fɔɪl/
go diving /gəʊ daɪvɪŋ/
go ice-skating /gəʊ aɪs-skeɪtɪŋ/
go swimming /gəʊ swɪmɪŋ/
goggles /gɒɡlɪz/
gymnastics /dʒɪmnæstɪks/
ice rink /aɪs rɪŋk/
ice-skates /aɪs-skeɪts/
ice-skating /aɪs-skeɪtɪŋ/
ladder /lædə/
martial arts /mɑːtʃəl ɑːts/
mask /mɑːsk/
net /net/
play badminton /pleɪ bædmɪntən/
play basketball /pleɪ bɑːskɪtbɔːl/
play table tennis /pleɪ teɪbəl tenɪs/
practice mat /præktɪs mæt/
racquet /ræktɪ/
rings /rɪŋz/
shuttlecock /ʃʌtəlkɒk/
sports centre /spɔːts sentə/
suit /suːt/
swimming /swɪmɪŋ/
swimming cap /swɪmɪŋ kæp/
swimming pool /swɪmɪŋ puːl/
table tennis /teɪbəl tenɪs/
table tennis table /teɪbəl tenɪs teɪbəl/

target /tɑːɡɪt/

At the Stadium (p. 58-59)

bronze medal /brɒnz medəl/
discus /dɪskəs/
finishing line /fɪnɪʃɪŋ laɪn/
gold medal /ɡəʊld medəl/
high jump /haɪ dʒʌmp/
hurdle /hɜːdl̩/
javelin /dʒævəlɪn/
lane /leɪn/
long jump /lɒŋ dʒʌmp/
podium /pəʊdiəm/
pole vault /pəʊl vɔːlt/
relay /rɪleɪ/
runner /rʌnə/
seat /siːt/
silver medal /sɪlvə medəl/
spectator /spektətə/
stadium /steɪdiəm/
starting line /stɑːtɪŋ laɪn/
ticket /tɪkɪt/
track /træk/
weightlifting /weɪtlɪftɪŋ/

Outdoor Activities (p. 60-61)

activities /æktɪvɪtɪz/
boat /bəʊt/
camping /kæmpɪŋ/
camping stove /kæmpɪŋ stəʊv/
canoe /kənuː/
canoeing /kənuːɪŋ/
canopy /kænəpi/
compass /kæmpəs/
equipment /kwɪpmənt/
flippers /flɪpəz/
foam mat /fəʊm mæt/
hang-glider /hæŋ-glaɪdə/
hang-gliding /hæŋ-glaɪdɪŋ/
harness /hɑːnɪs/
helmet /helmt/
hiking /haɪkɪŋ/
hiking boots /haɪkɪŋ buːts/
horse riding /hɔːs raɪdɪŋ/
life jacket /laɪf dʒæktɪ/
map /mæp/
mask /mɑːsk/
mountain bike /maʊntɪn baɪk/
mountain biking /maʊntɪn baɪkɪŋ/

oars /ɔːz/
 outdoor /aʊtɔːr/
 oxygen cylinder /ɒksɪdʒən sɪlɪndə/
 paddle /pæd^{əl}/
 paragliding /pærəglɑɪdɪŋ/
 reins /reɪnz/
 rock climbing /rɒk klaɪmɪŋ/
 rope /roʊp/
 rowing /roʊɪŋ/
 rucksack /rʌksæk/
 saddle /sæd^{əl}/
 sail /seɪl/
 sailing /seɪlɪŋ/
 scuba diving /skuːbæ daɪvɪŋ/
 ski boots /skiː buːts/
 ski poles /skiː pəʊlz/
 skiing /skiɪŋ/
 skis /skɪs/
 sleeping bag /slɪpɪŋ bæɡ/
 snowboard /snəʊbɔːd/
 snowboarding /snəʊbɔːdɪŋ/
 tent /tent/
 wet suit /wet suɪt/
 windsurfer /wɪndzɜːfə/
 windsurfing /wɪndzɜːfɪŋ/

ANIMALS

Pets (p. 62-63)

aquarium /əkwɛəriəm/
 beak /biːk/
 bones /boʊnz/
 budgie /bʌdʒi/
 cage /keɪdʒ/
 canary /kənəri/
 cat /kæt/
 cat basket /kæt bɑːskɪt/
 claw /kloː/
 dog /dɒɡ/
 dried food /draɪd fuːd/
 feather /feðə/
 features /fiːtʃəz/
 fin /fɪn/
 fish bowl /fɪʃ boʊl/
 fur /fɜː/
 goldfish /ɡoʊldfɪʃ/
 hamster /hæmstə/
 kennel /ken^{əl}/

lizard /lɪzəd/
 mouse /maʊs/
 paw /pɑː/
 pet food /pet fuːd/
 pet homes /pet hoʊmz/
 pets /pets/
 rabbit /ræbɪt/
 scales /skeɪlz/
 seeds /siːdz/
 tail /teɪl/
 tortoise /tɔːtɔɪs/
 wet food /wet fuːd/
 whiskers /ˈwɪskəz/
 wing /wɪŋ/

On the Farm (p. 64-65)

ant /ænt/
 bee /biː/
 billy goat /bɪli ɡoʊt/
 bull /bʊl/
 calf /kɑːf/
 chick /tʃɪk/
 chicken /ˈtʃɪkɪn/
 cockerel /kɒkərəl/
 cow /kaʊ/
 crow /kroʊ/
 donkey /dɒŋki/
 drive a tractor /draɪv ə træktə/
 duck /dʌk/
 duckling /dʌklɪŋ/
 farm animals /fɑːm ænɪm^əlz/
 farmer /fɑːmə/
 feed chickens /fiːd ˈtʃɪkɪnz/
 foal /foʊl/
 goat /ɡoʊt/
 goose /ɡuːs/
 gosling /ɡɒzlɪŋ/
 horse /hɔːs/
 kid /kɪd/
 ladybird /leɪdɪbɜːd/
 lamb /læm/
 make scarecrows /meɪk skeəˈkroʊz/
 milk cows /mɪlk kaʊz/
 owl /aʊl/
 plant seeds /plɑːnt siːdz/
 sheep /ʃiːp/
 sheepdog /ʃiːpdɒɡ/
 spider /spaɪdə/

swan /swɒn/
 wasp /wɒsp/
 work in the fields /wɜːk ɪn ðə fiːldz/

At the Zoo (p. 66-67)

alligator /ælɪɡeɪtə/
 antelope /æntɪləʊp/
 antlers /æntləz/
 bear /beə/
 buffalo /bʌfələʊ/
 camel /kæm^{əl}/
 crocodile /krɒkədɪl/
 deer /diə/
 eagle /iːɡl/
 elephant /ələˈfənt/
 features /fiːtʃəz/
 flamingo /flæmɪŋɡoʊ/
 giraffe /dʒɪˈrɑːf/
 gorilla /ɡɔːrɪlə/
 hippopotamus /hɪpəˈpɒtəməs/
 hooves /huːvz/
 hump /hʌmp/
 kangaroo /kæŋɡəroʊ/
 koala /kəʊlə/
 leopard /leɪpərd/
 lion /laɪən/
 mane /meɪn/
 monkey /mʌŋki/
 orang-utan /ɔːræŋ-utæn/
 ostrich /ɒstrɪtʃ/
 panda /pændə/
 panther /pænθə/
 parrot /pærət/
 rhinoceros /raɪnɒsərəs/
 scorpion /skoʊˈpiən/
 snake /sneɪk/
 tiger /tɪɡə/
 trunk /trʌŋk/
 tusks /tʌks/
 wild animals /waɪld ænɪm^əlz/
 wolf /wɒlf/
 zebra /zebrə/

Marine World (p. 68-69)

air /eə/
 albatross /ælbətros/
 coral /kɒrəl/
 crab /kræb/

Word list

dolphin /dɒlfɪn/
eel /iːl/
humpback whale /hʌmpbæk
ˈweɪl/
iceberg /aɪsbɜːg/
jellyfish /dʒelɪfɪʃ/
killer whale /kɪləˈ ˈweɪl/
mussel /mʌsəl/
octopus /ɒktəpəs/
penguin /penɡwɪn/
polar bear /pəʊləˈ beə/
ray /reɪ/
rocks /rɒks/
sea /siː/
sea urchin /siː ɜːtʃɪn/
seabed /siːbed/
seagull /siːɡʌl/
seahorse /siːhɔːs/
seal /siːl/
seaweed /siːwiːd/
shark /ʃɑːk/
shell /ʃel/
shipwreck /ʃɪprek/
shrimp /ʃrɪmp/
starfish /stɑːfɪʃ/
swordfish /sɔːdfɪʃ/
tuna fish /tjuːnə fɪʃ/
turtle /tɜːtl̩/
walrus /wɔːlrəs/

OUR WORLD

The Weather (p. 70-71)

blizzard /ˈblɪzəd/
cloud /klaʊd/
cloudy /klaʊdi/
cold /kəʊld/
degrees Celsius /diɡriːz selsiəs/
dry /draɪ/
foggy /ˈfɒɡi/
freezing /ˈfriːzɪŋ/
hail /heɪl/
hailstorm /ˈheɪlstɔːm/
heatwave /ˈhiːtweɪv/
hot /hɒt/
ice /aɪs/
icicle /aɪskəl/
lightning /ˈlaɪtnɪŋ/
mist /mɪst/

puddle /ˈpʌdəl/
rain /reɪn/
raindrop /ˈreɪndrɒp/
rainy /ˈreɪni/
ray /reɪ/
sky /skaɪ/
snow /snəʊ/
snowflake /ˈsnəʊfleɪk/
snowy /ˈsnəʊi/
sun /sʌn/
sunny /ˈsʌni/
temperature /ˈtemprətʃə/
thermometer /θəˈmɪtə/
thunderstorm /θʌndəˈstɔːm/
weather /ˈweðə/
weather conditions /ˈweðə
kənɪdɪʃnz/
weather forecast /ˈweðə fəˈkɑːst/
weather forecaster /ˈweðə
fəˈkɑːstə/
wet /wet/
wind /wɪnd/
windy /ˈwɪndi/

The Earth (p. 72-73)

Africa /æfrɪkə/
Antarctica /æntɑːktɪkə/
Asia /eɪʃə/
Australia /əstreɪliə/
climate /klaɪmət/
continental /kɒntɪnəntəl/
continents /kɒntɪnənts/
desert /dezəft/
earth /ɜːθ/
east /iːst/
equator /ɪkwetə/
Europe /jʊərəp/
mediterranean /ˌmedɪtəreɪniən/
mountain /maʊntɪn/
north /nɔːθ/
North America /nɔːθ əmerɪkə/
oceans /əʊʃnz/
polar /pəʊlə/
south /saʊθ/
South America /saʊθ əmerɪkə/
The Antarctic /ði æntɑːktɪk/
The Arctic /ði ɑːktɪk/
The Atlantic /ði ətɹlæntɪk/
The Indian /ði ɪndiən/

The Pacific /ði pəsɪfɪk/
tropical /trɒpɪkəl/
tundra /ˈtʌndrə/
west /west/

The Landscape (p. 74-75)

bay /beɪ/
beach /biːtʃ/
cliff /klɪf/
coast /kəʊst/
drought /draʊt/
earthquake /ɜːθkweɪk/
flood /flʌd/
forest /fɒrɪst/
forest fire /fɒrɪst faɪə/
hurricane /ˈhʌrɪkən/
island /aɪlənd/
lake /leɪk/
landscape /ˈlændskeɪp/
mountain range /maʊntɪn reɪndʒ/
natural disasters /ˈnætʃərəl
dɪzæstəz/
natural features /ˈnætʃərəl fiːtʃəz/
ocean /əʊʃn/
peak /piːk/
river /rɪvə/
sand dunes /sænd djuːnz/
tidal wave /taɪdəl weɪv/
valley /væli/
volcanic eruption /vɒklænɪk
ɪrʌpʃn/
waterfall /wɔːtəfɔːl/

The Solar System (p. 76-77)

Earth /ɜːθ/
Jupiter /dʒuːpɪtə/
Mars /mɑːz/
Mercury /mɜːkjəri/
moon /muːn/
Neptune /neptjuːn/
Pluto /pluːtəʊ/
Saturn /sætɜːn/
sun /sʌn/
Uranus /jʊərəˈnəs/
Venus /vɪnəs/

OUR TOWN

Transport (p. 78-79)

aeroplane /æərəpleɪn/
 airport /eə'pɔ:t/
 ambulance /æmbjuləns/
 bus /bʌs/
 bus station /bʌs steɪʃən/
 car /kɑ:/
 car park /kɑ: pɑ:k/
 caravan /kærəvæn/
 coach /kəʊtʃ/
 fire engine /faɪər endʒɪn/
 helicopter /helɪkɒptə/
 hot-air balloon /hɒt-eə bəlu:n/
 hovercraft /hɒvə'krɑ:ft/
 hydrofoil /haɪdrəfɔɪl/
 lorry /lɒri/
 motorbike /məʊtə'baɪk/
 police car /pə'lɪs kɑ:/
 port /pɔ:t/
 ship /ʃɪp/
 speed boat /spi:d bɔ:t/
 train /treɪn/
 tram /træm/
 transport /træns'pɔ:t/
 underground train /ʌndə'graʊnd
 treɪn/

On the Road (p. 80-81)

bonnet /bɒnɪt/
 boot /bu:t/
 bridge /brɪdʒ/
 bus stop /bʌs stɒp/
 corner /kɔ:'nə:/
 engine /endʒɪn/
 lamp post /læmp pəʊst/
 lane /leɪn/
 motorway /məʊtə'weɪ/
 number plate /nʌmbə'pleɪt/
 pavement /peɪvmənt/
 pedestrian crossing /pɪ'destriən
 krɒsɪŋ/
 petrol pump /petrəl pʌmp/
 petrol station /petrəl steɪʃən/
 road /rəʊd/
 road markings /rəʊd mɑ:kɪŋz/
 road sign /rəʊd saɪn/
 street /stri:t/

telephone box /telɪfəʊn bɒks/
 traffic light /træfɪk laɪt/
 traffic warden /træfɪk wɔ:dən/

Main Street (p. 82-83)

baker /bækeɪ/
 baker's /bækeɪ'z/
 bank /bæŋk/
 buildings /'bɪldɪŋz/
 butcher /bʊtʃə/
 butcher's /bʊtʃə'z/
 cafe /kæfeɪ/
 chemist /kemɪst/
 chemist's /kemɪsts/
 cinema /sɪnəmə:
 city /sɪti/
 communities /kəmju:nɪtɪz/
 greengrocer /grɪŋgrəʊsə/
 greengrocer's /grɪŋgrəʊsə'z/
 gym /dʒɪm/
 hospital /hɒspɪtəl/
 hotel /həʊtel/
 librarian /laɪbrəriən/
 library /laɪbrəri/
 newsagent /nju:zeɪdʒənt/
 newsagent's /nju:zeɪdʒənts/
 office building /ɒfɪs bɪldɪŋ/
 post office /pəʊst ɒfɪs/
 refuse collector /refjʊ:s kɔlektə/
 shopping centre /ʃɒpɪŋ sentə/
 shops /ʃɒps/
 supermarket /su:pə'mɑ:kɪt/
 theatre /θɪətə/
 town /taʊn/
 village /vɪlɪdʒ/

In a Shopping Centre
(p. 84-85)

bookshop /bʊkʃɒp/
 card shop /kɑ:d ʃɒp/
 CD shop /si: di: ʃɒp/
 clothes shop /kloʊðz ʃɒp/
 escalator /eskeɪlətə/
 fast food restaurant /fɑ:st fu:d
 restərɒnt/
 florist's /flɒrɪsts/
 hairdresser's /heə'dresəɪz/
 information desk /ɪnfə'meɪʃən desk/
 jeweller's /dʒu:ələɪz/

lift /lɪft/
 optician's /ɒptɪʃənz/
 pet shop /pet ʃɒp/
 phone booth /fəʊn bu:ð/
 restaurant /restərɒnt/
 shoe shop /ʃu: ʃɒp/
 toy shop /tɔɪ ʃɒp/
 travel agent's /trævəl eɪdʒənts/
 video shop /vɪdɪəʊ ʃɒp/

At the Clinic (p. 86-87)

bandage /bændɪdʒ/
 blood /blʌd/
 bruise /bru:z/
 cast /kɑ:st/
 clinic /kλɪnɪk/
 cut /kʌt/
 dentist /dentɪst/
 doctor /dɒktə/
 earache /ɪərəɪk/
 first aid kit /fɜ:st eɪd kɪt/
 headache /hedəɪk/
 injection /ɪndʒekʃən/
 medical instruments /medɪkəl
 ɪnstrəmənts/
 medical problems /medɪkəl
 prɒbləmz/
 medical words /medɪkəl wɜ:dz/
 medicine /medɪsɪn/
 nurse /nɜ:s/
 patient /peɪʃənt/
 people /pi:pəl/
 pill /pɪl/
 prescription /prɪskrɪpʃən/
 receptionist /rɪsepʃənɪst/
 sling /slɪŋ/
 sore throat /sɔ: θrəʊt/
 sticking plaster /stɪkɪŋ plɑ:stə/
 stitches /stɪtʃɪz/
 stomachache /stʌməkeɪk/
 stretcher /stretʃə/
 surgeon /sɜ:rdʒən/
 temperature /temprətʃə/
 thermometer /θə'mɒmɪtə/
 toothache /tu:θəɪk/
 wheelchair /'wi:lʃeə/
 X-ray /eks-reɪ/

WORDS

Opposites (p. 88-89)

back /bæk/
 bad /bæd/
 big /big/
 blunt /blʌnt/
 bottom /bɒtəm/
 cheap /tʃi:p/
 clean /kli:n/
 closed /kloʊzd/
 cold /kəʊld/
 dark /dɑ:k/
 different /dɪfrənt/
 difficult /dɪfɪkəlt/
 dirty /dɜ:ti/
 easy /i:zi/
 empty /empti/
 expensive /ɪkspensɪv/
 false /fɔ:ls/
 far /fɑ:/
 fast /fɑ:st/
 fat /fæt/
 front /frʌnt/
 full /fʊl/
 good /gʊd/
 hard /hɑ:d/
 heavy /hevi/
 here /hɪə/
 high /haɪ/
 hot /hɒt/
 left /left/
 light /laɪt/
 long /lɒŋ/
 low /ləʊ/
 modern /mɒdə'n/
 near /nɪə/
 new /nju:/
 noisy /nɔ:zi/
 old /əʊld/
 old-fashioned /əʊld-fæʃənd/
 open /əʊpən/
 quiet /kwaɪət/
 right /raɪt/
 rough /rʌf/
 same /seɪm/
 sharp /ʃɑ:p/
 short /ʃɔ:t/
 slow /sləʊ/

small /smɔ:l/
 smooth /smu:ð/
 soft /sɒft/
 sour /saʊ/
 strong /strɒŋ/
 sweet /swi:t/
 there /ðeə/
 thin /θɪn/
 top /tɒp/
 true /tru:/
 weak /wi:k/
 wrong /rɒŋ/
 young /jʌŋ/

At the Playground (p. 90-91)

above /ə'boʊ/
 at the bottom of /ət ðə bɒtəm
 əv/
 at the top of /ət ðə tɒp əv/
 behind /bɪ'haɪnd/
 below /bɪ'ləʊ/
 between /bi'twi:n/
 box /bɒks/
 climbing frame /klaɪmɪŋ freɪm/
 in /ɪn/
 in front of /ɪn frʌnt əv/
 monkey frame /mʌŋki freɪm/
 next to /nekst tə/
 on /ɒn/
 out /aʊt/
 playground /pleɪgraʊnd/
 rubbish bin /rʌbɪʃ bɪn/
 slide /slaɪd/
 swing /swɪŋ/
 under /ʌndə/
 wall /wɔ:l/

In the Maze (p. 92-93)

across /ə'krɒs/
 along /ə'lɒŋ/
 arch /ɑ:tʃ/
 bench /bentʃ/
 bridge /brɪdʒ/
 down /daʊn/
 entrance /entrəns/
 exit /egzɪt/
 fountain /faʊntɪn/
 hill /hɪl/
 into /ɪntə/

lake /leɪk/
 maze /meɪz/
 onto /ɒntə/
 out of /aʊt əv/
 over /əʊvə/
 past /pɑ:st/
 round /raʊnd/
 statue /stætʃu/
 through /θru:/
 towards /təwɔ:rdz/
 up /ʌp/
 well /wel/

A Summer Camp (p. 94-95)

brush /brʌʃ/
 clean /kli:n/
 dream /dri:m/
 drink /drɪŋk/
 eat /i:t/
 get dressed /get drest/
 get up /get ʌp/
 hang up /hæŋ ʌp/
 lift /lɪft/
 make the bed /meɪk ðə bed/
 mop /mɒp/
 open /əʊpən/
 put away /pʊt əweɪ/
 set the table /set ðə teɪbəl/
 sit down /sɪt daʊn/
 sleep /sli:p/
 stand up /stænd ʌp/
 stretch /stretʃ/
 sweep /swi:p/
 tie up /taɪ ʌp/
 turn off /tɜ:n ɒf/
 turn on /tɜ:n ɒn/
 wake up /weɪk ʌp/
 wash /wɒʃ/
 wash up /wɒʃ ʌp/
 yawn /jɔ:n/

A School Fair (p. 96-97)

buy /baɪ/
 carry /kæri/
 catch /kætʃ/
 chase /tʃeɪs/
 climb /klaɪm/
 cycle /saɪkəl/

dig /dɪg/
 drive /draɪv/
 fall /fɔːl/
 fight /faɪt/
 give /gɪv/
 hide /haɪd/
 hit /hɪt/
 hug /hʌg/
 kick /kɪk/
 kiss /kɪs/
 laugh /lɑːf/
 push /pʊʃ/
 throw /θrəʊ/
 water /wɔːtə/
 wave /weɪv/
 whisper /ˈwɪspə/

FUN

At the Beach (p. 98-99)

armbands /ɑːmbændz/
 beach /biːtʃ/
 beach ball /biːtʃ bɔːl/
 beach mat /biːtʃ mət/
 beach umbrella /biːtʃ ʌmbrelə/
 beach volley /biːtʃ vɒli/
 bucket /bʌkɪt/
 cap /kæp/
 cooler /kuːlə/
 deckchair /dektʃeə/
 diving mask /daɪvɪŋ mɑːsk/
 flippers /flɪpəz/
 goggles /gɒgʌlz/
 life guard /laɪf ɡɑːd/
 pebbles /pebʌlz/
 rock /rɒk/
 rubber dinghy /rʌbə dɪŋgi/
 rubber ring /rʌbə rɪŋ/
 sand /sænd/
 sandcastle /sændkɑːsl/
 shell /ʃel/
 snorkel /snɔːkəl/
 spade /speɪd/
 sunglasses /sʌŋglɑːsɪz/
 sunscreen /sʌnskriːn/
 surfboard /sɜːfbɔːd/
 waves /weɪvz/

Leisure Time (p. 100-101)

audience /ɔːdiəns/
 (at the) ballet /bæleɪ/
 big wheel /bɪg ˈwiːl/
 candyfloss /kændɪflɒs/
 (at the) cinema /sɪnɪmə/
 conductor /kɒndʌktə/
 dancer /dɑːnsə/
 dinosaur /daɪnəsɔː/
 dodgems /dɒdʒəmz/
 exhibit /ɪgzɪbɪt/
 (at an) exhibition /eksɪbɪʃən/
 fans /fænz/
 film /fɪlm/
 (at the) funfair /fʌnfɛə/
 information /ɪnfəˈmeɪʃən/
 merry-go-round /meri-gou-raʊnd/
 museum /mjuːziəm/
 (at the) natural science museum /nætʃərəl saɪəns mjuːziəm/
 orchestra /ɔːkɪstrə/
 painting /peɪntɪŋ/
 play /pleɪ/
 roller-coaster /rɒləʊ-kəʊstə/
 screen /skriːn/
 sculpture /skʌlptʃə/
 (at a) sports event /spɔːts ɪvent/
 stage /steɪdʒ/
 team /tiːm/
 (at the) theatre /θiːətə/
 usher /ʌʃə/
 (at the) zoo /zuː/
 zookeeper /zuːki:pə/

Home Entertainment (p. 102-103)

adventure /ædventʃə/
 cartoon /kɑːtuːn/
 children's programme /tʃɪldrənɪz
 prəʊgræm/
 comedy /kɒmədi/
 documentary /dɒkjʊməntri/
 films /fɪlmz/
 game show /geɪm ʃəʊ/
 horror /hɒrə/
 interview /ɪntəˈvjuː/
 music /mjuzɪk/
 mystery /mɪstəri/
 radio /reɪdiəʊ/

radio programmes /reɪdiəʊ
 prəʊgræmz/
 remote control /rɪməʊt kɒntroʊl/
 romance /rɒməns/
 science fiction /saɪəns fɪkʃən/
 sitcom /sɪtkɒm/
 soap opera /səʊp ɒpərə/
 talk show /tɔːk ʃəʊ/
 the news /ðənjuːz/
 TV guide /tiː viː gaɪd/
 TV programmes /tiː viː
 prəʊgræmz/
 western /westən/

Fairy Tales (p. 104-105)

alien /eɪliən/
 armour /ɑːmə/
 broomstick /bruːmstɪk/
 castle /kɑːsl/
 cauldron /kɔːldrɒn/
 characters /kærɪktəz/
 crown /kraʊn/
 dragon /dræɡən/
 fairy /feəri/
 genie /dʒiːni/
 ghost /ɡəʊst/
 giant /dʒaɪənt/
 king /kɪŋ/
 knight /naɪt/
 lamp /læmp/
 mermaid /mɜːmeɪd/
 moat /moʊt/
 monster /mɒnstə/
 pirate /paɪrət/
 places /pleɪsɪz/
 prince /prɪns/
 princess /prɪnsɪs/
 queen /kwɪn/
 shield /ʃɪld/
 skeleton /skelɪtən/
 spaceship /speɪsɪp/
 sword /sɔːd/
 things /θɪŋz/
 treasure /treʒə/
 vampire /væmpaɪə/
 wand /wɒnd/
 witch /wɪtʃ/
 wizard /wɪzəd/

THE EXPRESS PICTURE DICTIONARY

for young learners

The Express Picture Dictionary for young learners is a beautifully illustrated, fun-to-use dictionary, designed to present and consolidate basic vocabulary. It can be used both in class as supplementary material for young learners or beginners and at home as a self study kit.

Key Features

- ◆ 12 topic-based modules, consisting of 3-5 units each, relate to the home, school and everyday environments of students.
- ◆ Clear and lively presentation of vocabulary on fully illustrated double page spreads.
- ◆ Emphasis on everyday words, collocations and expressions to help students develop a feeling for the English language.
- ◆ Oral tasks and games to motivate students to practise pronunciation and to use the words in context.
- ◆ 24 topic-related and fun-to-learn traditional and original songs.
- ◆ Wide variety of exercises, listening tasks, puzzles and wordsearches to stimulate students' imagination and consolidate the vocabulary presented.

Components

- ◆ The Express Picture Dictionary for young learners
- ◆ The Express Picture Dictionary for young learners Activity Book
- ◆ The Express Picture Dictionary for young learners Activity Book (Teacher's Book)
- ◆ The Express Picture Dictionary for young learners Cassettes/Audio CDs
- ◆ The Express Picture Dictionary for young learners Activity Book Cassette/Audio CD



Express Publishing

The Express Picture Dictionary
for young learners
ISBN 1-84216-609-3
Express Publishing